

BHP BILLITON LTD
Form 6-K
April 28, 2006

UNITED STATES
SECURITIES AND EXCHANGE COMMISSION
Washington, D.C. 20549

Form 6

-K

REPORT OF FOREIGN PRIVATE ISSUER
PURSUANT TO RULE 13a-16 OR 15d-16
UNDER THE SECURITIES EXCHANGE ACT OF 1934

April

26, 2006

BHP Billiton

Limited

..... (Translation of registrant's name into English) 180 Lonsdale Street Melbourne VIC 3000 Australia
.....

(Address of principal executive office)

Indicate by check mark whether the registrant files or will file annual reports under cover of Form 20-F or Form 40-F: Form 20-F Form 40-F

Indicate by check mark if the registrant is submitting the Form 6-K in paper as permitted by Regulation S-T Rule 101(b)(1):

Indicate by check mark if the registrant is submitting the Form 6-K in paper as permitted by Regulation S-T Rule 101(b)(7):

Indicate by check mark whether the registrant by furnishing the information contained in this Form is also thereby furnishing the information to the Commission pursuant to Rule 12g3-2(b) under the Securities Exchange Act of 1934: Yes No

If "Yes" is marked, indicate below the file number assigned to the registrant in connection with Rule 12g3-2(b): n/a

26 April 2006
Number 08/06

BHP BILLITON PRODUCTION REPORT FOR THE QUARTER ENDED 31 MARCH 2006

BHP Billiton today released its production report for the quarter ended 31 March 2006. Throughout this report, unless otherwise stated, production volumes refer to BHP Billiton share.

- Record year to date production of nickel, copper, natural gas and aluminium was achieved, up 122%, 25%, 6% and 1% respectively.
- Record year to date production was achieved at Hillside (South Africa), Escondida (Chile) and Cerrejon Coal (Colombia).
- Quarterly production records were achieved at Cerrejon Coal, and for oil at Angostura (Trinidad & Tobago) and gas at Zamzama (Pakistan).
- Petroleum, iron ore and nickel operations based in Western Australia were disrupted by cyclone activity and continuing wet weather. Ingwe (South Africa) was also impacted by higher than average rainfall.

| | MAR | MAR | MAR YTD | MAR Q06 | MAR Q06 |
|----------------------------------------|--------|--------|---------|---------|---------|
| 2006 | 2006 | vs | vs | vs | |
| PETROLEUM | YTD | QTR | MAR YTD | MAR Q05 | DEC Q05 |
| Crude Oil & Condensate ('000 bbl) | 34,320 | 10,886 | -7% | -12% | -3% |
| Natural Gas (bcf) | 261.85 | 77.85 | 6% | -5% | -10% |
| Total Petroleum Products (million boe) | 85.32 | 26.01 | -1% | -9% | -7% |

Total Petroleum Products

- Total production for the year to date March 2006 of 85.3 million barrels of oil equivalent was in line with the nine months to March 2005.

March 2006 quarterly production was lower than the comparative periods primarily as a result of lost production from the Typhoon/Boris facility (USA) due to hurricane damage sustained in the September 2005 quarter, natural field decline and lower gas demand at Bass Strait (Australia), well and weather related downtime in North West Shelf and Griffin (both Australia) and the sale of our interest in Laminaria (Australia) in January 2005. This was partly offset by increased production from Angostura (Trinidad & Tobago) and Mad Dog (USA), all commissioned in January 2005, and ROD (Algeria), commissioned in October 2004.

Crude Oil and Condensate - March 2006 year to date and quarterly production was lower than the March 2005 comparative periods. Lost production from the Typhoon/Boris facility, well and weather related downtime at North West Shelf and Griffin, natural field decline at Bass Strait, and the sale of Laminaria all had a negative impact on production. This was partially offset by ramp up of production at ROD, Mad Dog and Angostura.

Natural Gas

- Record production for the nine months to March 2006 was primarily due to the commissioning of Minerva in January 2005.

March 2006 quarterly production was lower than the March 2005 quarter reflecting lower demand for Bass Strait and Minerva gas and lost production from the Typhoon/Boris facility.

Production for the March 2006 quarter was lower than the December 2005 quarter as a result of weather related downtime at North West Shelf and equipment downtime at Liverpool Bay (UK), in addition to lower demand for Bass Strait and Minerva gas.



MAR

MAR

MAR YTD 06

MAR Q06

MAR Q06

2006

2006

vs

vs

vs

ALUMINIUM

YTD

QTR

MAR YTD 05

MAR Q05

DEC Q05

Alumina ('000 tonnes)

3,115

1,075

0%

-2%

6%

Aluminium ('000 tonnes)

1,018

340

Edgar Filing: BHP BILLITON LTD - Form 6-K

1%

2%

-1%

Alumina

- Production on a year to date basis was in line with the comparative period. March 2006 quarterly production increased compared to the December 2005 quarter primarily as a result of Worsley recovering from gas supply curtailments in the previous quarter.

Aluminium

- Production for the nine months and quarter ended March 2006 was in line with all comparative periods.



MAR

MAR

MAR YTD 06

MAR Q06

MAR Q06

2006

2006

vs

vs

vs

BASE METALS

YTD

QTR

MAR YTD 05

MAR Q05

DEC Q05

Edgar Filing: BHP BILLITON LTD - Form 6-K

Copper ('000 tonnes)

956.4

319.1

25%

28%

-3%

Silver ('000 ounces)

36,883

11,655

-3%

-17%

-16%

Lead (tonnes)

210,814

68,754

-3%

-15%

-11%

Zinc (tonnes)

81,494

28,419

6%

-12%

19%

Uranium Oxide Concentrate (tonnes)

3,071

913

n/a

n/a

-15%

Copper

- Production for the nine months ended March 2006 was a record 956,400 tonnes, 25% higher than the March 2005 comparative period, reflecting year to date record performance at Escondida (Chile) and inclusion of a full nine months of production from Olympic Dam (Australia).

March 2006 quarterly production was marginally lower than the December 2005 quarter as a result of lower head grade and throughput at Olympic Dam and Escondida, partially offset by Cerro Colorado (Chile) operating at full capacity for the quarter having fully recovered from the earthquake in June 2005.

Silver

- Production was lower on a year to date basis primarily as a result of lower head grade of ore mined at Cannington (Australia) in the nine months to March 2006. March 2006 quarterly production was lower than the previous period as a result of lower head grade and increased planned maintenance activity at Cannington during the period.

Lead

- Year to date production to March 2006 decreased against all comparative periods as a result of lower head grade and increased planned maintenance activity at Cannington during the March 2006 quarter.

Zinc

- Production increased against the March 2005 year to date and December 2005 comparative periods due to higher grade at Cannington. This was partially offset by a lower proportion of zinc contained ore processed at Antamina over recent quarters resulting in a decline against the March 2005 quarter.

Uranium Oxide Concentrate

- Production in the March 2006 quarter was lower than the December 2005 quarter as a result of lower grade and throughput at Olympic Dam.



MAR

MAR

MAR YTD 06

MAR Q06

MAR Q06

Edgar Filing: BHP BILLITON LTD - Form 6-K

2006

2006

vs

vs

vs

CARBON STEEL MATERIALS

YTD

QTR

MAR YTD 05

MAR Q05

DEC Q05

Iron ore ('000 tonnes)

70,500

22,499

0%

-5%

-9%

Metallurgical Coal ('000 tonnes)

26,419

8,460

-5%

-5%

-6%

Manganese Ores ('000 tonnes)

3,891

1,226

-4%

-5%

-4%

Manganese Alloys ('000 tonnes)

477

173

-20%

-12%

5%

Iron Ore

- March 2006 year to date production was in line with the comparative period.

Production decreased in the March 2006 quarter versus the March 2005 and December 2005 quarters following disruptions at Western Australian Iron Ore operations (Australia) due to cyclone activity, higher than usual rainfall in the Pilbara and maintenance work at Area C.

Metallurgical Coal

- March 2006 year to date and quarterly production was lower than the March 2005 comparatives. This primarily reflects reduced production at Queensland Coal (Australia) due to the depletion of reserves at Riverside and longer than scheduled dragline outages at South Walker Creek and Saraji. This was partially offset by increased production at Goonyella and the continued ramp up of Dendrobium and Broadmeadow (all Australia), commissioned in April 2005 and August 2005 respectively.

Production for the March 2006 quarter was lower than the December 2005 quarter as a result of reduced production at Queensland Coal due to unplanned downtime at Broadmeadow, an extended longwall change at the Crinum mine and scheduled downtime at Norwich Park.

Shiploader 1 at Hay Point Coal Terminal became fully operational on 13 April following a fifteen week shutdown for repairs.


Manganese ore

- Production for the March 2006 year to date and quarter was lower than all comparative periods as a result of lower market demand.

Manganese alloys

- March 2006 year to date and quarterly production decreased compared to the March 2005 comparative periods primarily reflecting lower market demand.

March 2006 quarterly production was higher than the December 2005 quarter as full operational stability was restored following scheduled maintenance at Metalloys (South Africa) in the September 2005 quarter.



| | |
|--|------------|
| | MAR |
| | MAR |
| | MAR YTD 06 |
| | MAR Q06 |
| | MAR Q06 |
| | 2006 |
| | 2006 |
| | vs |
| | vs |
| | vs |

DIAMONDS & SPECIALTY PRODUCTS

| | |
|--|------------|
| | YTD |
| | QTR |
| | MAR YTD 05 |
| | MAR Q05 |
| | DEC Q05 |

Diamonds ('000 carats)

1,978
512
-26%
-36%
-17%

Fertiliser ('000 tonnes)

720.0
222.5
n/a

n/a

-12%


Diamonds

- Carat production decreased in the nine months to March 2006 reflecting the processing of lower grade ore at Ekati (Canada).

March 2006 quarterly production was lower than the December 2005 quarter due to the impact of planned changes to the mix of ore sources being processed.

Fertiliser

- March 2006 quarterly production was lower than the December 2005 quarter as a result of unplanned maintenance.



MAR

MAR

MAR YTD 06

MAR Q06

MAR Q06

2006

2006

vs

vs

vs

ENERGY COAL

YTD

QTR

MAR YTD 05

MAR Q05

Edgar Filing: BHP BILLITON LTD - Form 6-K

DEC Q05

Energy Coal ('000 tonnes)

63,969

18,672

-1%


-7%

-12%

Energy Coal

- Production for the year to date March 2006 was in line with the nine months ended March 2005.

Production for the March 2006 quarter was lower than the comparative periods mainly as a result of significantly higher than average rainfall at Ingwe (South Africa) and a planned outage for a longwall move at San Juan Coal (USA).



MAR

MAR

MAR YTD 06

MAR Q06

MAR Q06

2006

2006

vs

vs

vs

STAINLESS STEEL MATERIALS

YTD

QTR

Edgar Filing: BHP BILLITON LTD - Form 6-K

MAR YTD 05

MAR Q05

DEC Q05

Nickel ('000 tonnes)

133.3

40.2

122%

93%

-18%

Nickel

- Record production for the year to date March 2006 primarily reflects inclusion of a full nine months of production from Nickel West (Australia).

Production for the March 2006 quarter was lower than the December 2005 quarter due to disruption of the Nickel West operations primarily as a result of cyclone activity and continued wet weather. This was partly offset by increased production at Yabulu (Australia) due to fewer expansion related activities.

Further information on BHP Billiton can be found on our Internet site: www.bhpbilliton.com

Australia

Jane Belcher, Investor Relations
Tel: +61 3 9609 3952 Mobile: +61
417 031 653
email:
Jane.H.Belcher@bhpbilliton.com

United Kingdom

Mark Lidiard, Investor & Media
Relations
Tel: +44 20 7802 4156 Mobile:
+44 7769 934 942
email:
Mark.Lidiard@bhpbilliton.com

Samantha Evans, Media Relations
Tel: +61 3 9609 2898 Mobile: +61
400 693 915
email:
Samantha.Evans@bhpbilliton.com

Illtud Harri, Media Relations
Tel: +44 20 7802 4195 Mobile:
+44 7920 237 246
email:
Illtud.Harri@bhpbilliton.com

United States

Tracey Whitehead, Investor & Media
Relations
Tel: US +1 713 599 6100 or UK +44
20 7802 4031
Mobile: +44 7917 648 093
email:
Tracey.Whitehead@bhpbilliton.com

South Africa

Alison Gilbert, Investor Relations
Tel: SA +27 11 376 2121 or UK
+44 20 7802 4183
email:
Alison.Gilbert@bhpbilliton.com

| BHP BILLITON PRODUCTION SUMMARY | | | | | | | | | | |
|------------------------------------|---------------|---------------|--------|--------|--------------|---------|---------|---------------|------------|------------|
| | | QUARTER ENDED | | | YEAR TO DATE | | | % CHANGE | | |
| | | | | | | | | MAR YTD 06 | MAR Q06 | MAR Q06 |
| | | MAR | DEC | MAR | | MAR | MAR | vs | vs | vs |
| | | 2005 | 2005 | 2006 | | 2006 | 2005 | MAR YTD 05 | MAR Q05 | DEC Q05 |
| PETROLEUM | | | | | | | | | | |
| Crude oil & condensate | ('000 bbl) | 12,345 | 11,200 | 10,886 | | 34,320 | 36,901 | -7% | -12% | -3% |
| Natural gas | (bcf) | 82.35 | 86.35 | 77.85 | | 261.85 | 246.89 | 6% | -5% | -10% |
| LPG | ('000 tonnes) | 199.29 | 190.59 | 175.26 | | 600.09 | 646.39 | -7% | -12% | -8% |
| Ethane | ('000 tonnes) | 23.61 | 24.72 | 22.25 | | 74.99 | 78.56 | -5% | -6% | -10% |
| Total Petroleum Products | (million boe) | 28.49 | 27.93 | 26.01 | | 85.32 | 85.90 | -1% | -9% | -7% |
| ALUMINIUM | | | | | | | | | | |
| Alumina | ('000 tonnes) | 1,092 | 1,012 | 1,075 | | 3,115 | 3,128 | 0% | -2% | 6% |
| Aluminium | ('000 tonnes) | 332 | 344 | 340 | | 1,018 | 1,009 | 1% | 2% | -1% |
| BASE METALS | | | | | | | | | | |
| Copper | ('000 tonnes) | 249.6 | 328.4 | 319.1 | | 956.4 | 764.2 | 25% | 28% | -3% |
| Lead | (tonnes) | 80,899 | 77,187 | 68,754 | | 210,814 | 217,318 | -3% | -15% | -11% |
| Zinc | (tonnes) | 32,388 | 23,928 | 28,419 | | 81,494 | 77,156 | 6% | -12% | 19% |
| Gold | (ounces) | 32,152 | 54,700 | 52,095 | | 160,461 | 93,531 | 72% | 62% | -5% |
| Silver | ('000 ounces) | 14,044 | 13,866 | 11,655 | | 36,883 | 38,166 | -3% | -17% | -16% |
| Uranium oxide concentrate | (tonnes) | - | 1,070 | 913 | | 3,071 | - | - | - | -15% |
| Molybdenum | (tonnes) | 431 | 772 | 632 | | 1,977 | 1,314 | 50% | 47% | -18% |

| CARBON STEEL MATERIALS | | | | | | | | | |
|-------------------------------------------------------------------------------------------------------------------------|---------------|--------|--------|--------|--------|--------|------|------|------|
| Iron ore | ('000 tonnes) | 23,762 | 24,610 | 22,499 | 70,500 | 70,728 | 0% | -5% | -9% |
| Metallurgical coal | ('000 tonnes) | 8,883 | 8,973 | 8,460 | 26,419 | 27,733 | -5% | -5% | -6% |
| Manganese ores | ('000 tonnes) | 1,297 | 1,278 | 1,226 | 3,891 | 4,037 | -4% | -5% | -4% |
| Manganese alloys | ('000 tonnes) | 197 | 165 | 173 | 477 | 599 | -20% | -12% | 5% |
| DIAMONDS AND SPECIALTY PRODUCTS | | | | | | | | | |
| Diamonds | ('000 carats) | 802 | 614 | 512 | 1,978 | 2,660 | -26% | -36% | -17% |
| Fertiliser | ('000 tonnes) | - | 252.6 | 222.5 | 720.0 | - | - | - | -12% |
| ENERGY COAL | | | | | | | | | |
| Energy coal | ('000 tonnes) | 20,079 | 21,287 | 18,672 | 63,969 | 64,713 | -1% | -7% | -12% |
| STAINLESS STEEL MATERIALS | | | | | | | | | |
| Nickel | ('000 tonnes) | 20.8 | 49.0 | 40.2 | 133.3 | 60.1 | 122% | 93% | -18% |
| Ferrochrome | ('000 tonnes) | 240 | - | - | - | 776 | - | - | - |
| Throughout this report figures in italics indicate that this figure has been adjusted since it was previously reported. | | | | | | | | | |

| BHP BILLITON ATTRIBUTABLE PRODUCTION | | | | | | | | | |
|--------------------------------------|--|--------------|-------|------|------|------|-------|--------------|------|
| | | | | | | | | YEAR TO DATE | |
| | | BHP Billiton | MARCH | JUNE | SEPT | DEC | MARCH | MAR | MAR |
| | | Interest | 2005 | 2005 | 2005 | 2005 | 2006 | 2006 | 2005 |
| PETROLEUM | | | | | | | | | |
| Production | | | | | | | | | |

Edgar Filing: BHP BILLITON LTD - Form 6-K

| | | | | | | | | | | |
|--------------------------------------------|--------------------------|---------------|--------|--------|--------|--------|--------|--|--------|--------|
| | Crude oil & condensate | (000 bbl) | 12,345 | 13,939 | 12,234 | 11,200 | 10,886 | | 34,320 | 36,901 |
| | Natural gas | (bcf) | 82.35 | 98.79 | 97.65 | 86.35 | 77.85 | | 261.85 | 246.89 |
| | LPG | ('000 tonnes) | 199.29 | 213.71 | 234.24 | 190.59 | 175.26 | | 600.09 | 646.39 |
| | Ethane | ('000 tonnes) | 23.61 | 22.97 | 28.02 | 24.72 | 22.25 | | 74.99 | 78.56 |
| | Total Petroleum Products | (million boe) | 28.49 | 33.13 | 31.38 | 27.93 | 26.01 | | 85.32 | 85.90 |
| ALUMINIUM | | | | | | | | | | |
| ALUMINA | | | | | | | | | | |
| Production ('000 tonnes) | | | | | | | | | | |
| | Worsley | 86% | 746 | 718 | 689 | 663 | 717 | | 2,069 | 2,095 |
| | Suriname | 45% | 220 | 209 | 227 | 219 | 228 | | 674 | 665 |
| | Alumar | 36% | 126 | 127 | 112 | 130 | 130 | | 372 | 368 |
| | Total | | 1,092 | 1,054 | 1,028 | 1,012 | 1,075 | | 3,115 | 3,128 |
| ALUMINIUM | | | | | | | | | | |
| Production ('000 tonnes) | | | | | | | | | | |
| | Hillside | 100% | 169 | 172 | 172 | 177 | 174 | | 523 | 513 |
| | Bayside | 100% | 45 | 29 | 41 | 46 | 46 | | 133 | 137 |
| | Alumar | 46.3% | 43 | 44 | 45 | 45 | 44 | | 134 | 132 |
| | Valesul | 45.5% | 10 | 11 | 11 | 10 | 11 | | 32 | 32 |
| | Mozal | 47% | 65 | 65 | 65 | 66 | 65 | | 196 | 195 |
| | Total | | 332 | 321 | 334 | 344 | 340 | | 1,018 | 1,009 |
| BASE METALS (a) | | | | | | | | | | |
| COPPER | | | | | | | | | | |
| Payable metal in concentrate ('000 tonnes) | | | | | | | | | | |
| | Escondida | 57.5% | 135.4 | 154.0 | 168.6 | 169.0 | 168.2 | | 505.8 | 424.2 |
| | Antamina | 33.8% | 29.9 | 29.9 | 27.9 | 34.3 | 32.9 | | 95.1 | 93.2 |
| | Tintaya (b) | 100% | 20.7 | 15.3 | 17.3 | 18.1 | 16.2 | | 51.6 | 57.4 |
| | Total | | 186.0 | 199.2 | 213.8 | 221.4 | 217.3 | | 652.5 | 574.8 |
| Cathode ('000 tonnes) | | | | | | | | | | |
| | Escondida | 57.5% | 21.8 | 21.4 | 19.6 | 20.0 | 15.4 | | 55.0 | 65.9 |
| | Cerro Colorado (c) | 100% | 29.8 | 24.6 | 14.5 | 21.5 | 28.1 | | 64.1 | 88.5 |

Edgar Filing: BHP BILLITON LTD - Form 6-K

| | | | | | | | | | | |
|--------------------------------------------|--------------------------------|-------|--------|--------|--------|--------|--------|--|---------|---------|
| | Tintaya (b) | 100% | 9.6 | 6.4 | 9.7 | 9.9 | 9.1 | | 28.7 | 28.0 |
| | Pinto Valley | 100% | 2.4 | 2.1 | 2.2 | 2.1 | 2.1 | | 6.4 | 7.0 |
| | Olympic Dam (d) | 100% | - | 16.1 | 49.1 | 53.5 | 47.1 | | 149.7 | - |
| | Total | | 63.6 | 70.6 | 95.1 | 107.0 | 101.8 | | 303.9 | 189.4 |
| LEAD | | | | | | | | | | |
| Payable metal in concentrate (tonnes) | | | | | | | | | | |
| | Cannington | 100% | 80,899 | 64,652 | 64,873 | 77,187 | 68,754 | | 210,814 | 217,318 |
| | Total | | 80,899 | 64,652 | 64,873 | 77,187 | 68,754 | | 210,814 | 217,318 |
| ZINC | | | | | | | | | | |
| Payable metal in concentrate (tonnes) | | | | | | | | | | |
| | Cannington | 100% | 15,241 | 12,676 | 14,188 | 18,780 | 20,885 | | 53,853 | 40,164 |
| | Antamina | 33.8% | 17,147 | 15,528 | 14,959 | 5,148 | 7,534 | | 27,641 | 36,992 |
| | Total | | 32,388 | 28,204 | 29,147 | 23,928 | 28,419 | | 81,494 | 77,156 |
| | Refer footnotes on page 4. | | | | | | | | | |
| BASE METALS (continued) | | | | | | | | | | |
| GOLD | | | | | | | | | | |
| Payable metal in concentrate (ounces) | | | | | | | | | | |
| | Escondida | 57.5% | 25,987 | 20,774 | 19,194 | 19,200 | 17,877 | | 56,271 | 75,832 |
| | Tintaya (b) | 100% | 6,165 | 4,066 | 8,048 | 8,200 | 8,032 | | 24,280 | 17,699 |
| | Olympic Dam (d) (refined gold) | 100% | - | 7,042 | 26,424 | 27,300 | 26,186 | | 79,910 | - |
| | Total | | 32,152 | 31,882 | 53,666 | 54,700 | 52,095 | | 160,461 | 93,531 |
| SILVER | | | | | | | | | | |
| Payable metal in concentrate ('000 ounces) | | | | | | | | | | |
| | Escondida | 57.5% | 650 | 658 | 795 | 945 | 714 | | 2,454 | 1,893 |
| | Antamina | 33.8% | 830 | 749 | 642 | 859 | 865 | | 2,366 | 2,025 |
| | Tintaya (b) | 100% | 181 | 129 | 167 | 168 | 138 | | 473 | 501 |

Edgar Filing: BHP BILLITON LTD - Form 6-K

| | | | | | | | | | | |
|---------------------------------------|-------------------------------------|-------|--------|--------|--------|--------|--------|--|--------|--------|
| | Cannington | 100% | 12,383 | 10,283 | 9,579 | 11,672 | 9,693 | | 30,944 | 33,747 |
| | Olympic Dam (d) (refined silver) | 100% | - | 62 | 179 | 222 | 245 | | 646 | - |
| | Total | | 14,044 | 11,881 | 11,362 | 13,866 | 11,655 | | 36,883 | 38,166 |
| URANIUM OXIDE CONCENTRATE | | | | | | | | | | |
| Payable metal in concentrate (tonnes) | | | | | | | | | | |
| | Olympic Dam (d) | 100% | - | 415 | 1,088 | 1,070 | 913 | | 3,071 | - |
| | Total | | - | 415 | 1,088 | 1,070 | 913 | | 3,071 | - |
| MOLYBDENUM | | | | | | | | | | |
| Payable metal in concentrate (tonnes) | | | | | | | | | | |
| | Antamina | 33.8% | 431 | 492 | 573 | 772 | 632 | | 1,977 | 1,314 |
| | Total | | 431 | 492 | 573 | 772 | 632 | | 1,977 | 1,314 |
| CARBON STEEL MATERIALS | | | | | | | | | | |
| IRON ORE (e) | | | | | | | | | | |
| Production ('000 tonnes) | | | | | | | | | | |
| | Mt Newman Joint Venture | 85% | 6,475 | 6,493 | 6,234 | 6,166 | 5,884 | | 18,284 | 19,243 |
| | Goldsworthy Joint Venture | 85% | 1,017 | 1,593 | 1,393 | 1,669 | 1,371 | | 4,433 | 3,092 |
| | Area C Joint Venture | 85% | 4,451 | 4,813 | 4,286 | 4,969 | 3,332 | | 12,587 | 11,799 |
| | Yandi Joint Venture | 85% | 8,713 | 8,943 | 8,409 | 8,372 | 8,561 | | 25,342 | 26,718 |
| | Jimblebar (f) | 85% | 1,283 | 1,324 | 1,188 | 1,569 | 1,549 | | 4,306 | 4,085 |
| | Samarco | 50% | 1,823 | 1,896 | 1,881 | 1,865 | 1,802 | | 5,548 | 5,791 |
| | Total | | 23,762 | 25,062 | 23,391 | 24,610 | 22,499 | | 70,500 | 70,728 |
| METALLURGICAL COAL (g) | | | | | | | | | | |
| Production ('000 tonnes) | | | | | | | | | | |
| | BMA | 50% | 5,959 | 7,021 | 6,693 | 6,441 | 5,972 | | 19,106 | 18,374 |
| | BHP Mitsui Coal (h) | 80% | 1,205 | 882 | 726 | 710 | 763 | | 2,199 | 4,775 |

Edgar Filing: BHP BILLITON LTD - Form 6-K

| | | | | | | | | | | |
|----------------------------------------|------------------------------------------|------|--------|--------|--------|--------|--------|--|--------|--------|
| | Illawarra | 100% | 1,719 | 1,667 | 1,567 | 1,822 | 1,725 | | 5,114 | 4,584 |
| | Total | | 8,883 | 9,570 | 8,986 | 8,973 | 8,460 | | 26,419 | 27,733 |
| MANGANESE ORES | | | | | | | | | | |
| Saleable production ('000 tonnes) | | | | | | | | | | |
| | South Africa (i) | 60% | 606 | 631 | 566 | 529 | 532 | | 1,627 | 1,877 |
| | Australia (i) | 60% | 691 | 787 | 821 | 749 | 694 | | 2,264 | 2,160 |
| | Total | | 1,297 | 1,418 | 1,387 | 1,278 | 1,226 | | 3,891 | 4,037 |
| | Refer footnotes on page 4. | | | | | | | | | |
| CARBON STEEL MATERIALS (cont'd) | | | | | | | | | | |
| MANGANESE ALLOYS | | | | | | | | | | |
| Saleable production ('000 tonnes) | | | | | | | | | | |
| | South Africa (i) | 60% | 137 | 98 | 79 | 105 | 119 | | 303 | 394 |
| | Australia (i) | 60% | 60 | 58 | 60 | 60 | 54 | | 174 | 205 |
| | Total | | 197 | 156 | 139 | 165 | 173 | | 477 | 599 |
| DIAMONDS AND SPECIALTY PRODUCTS | | | | | | | | | | |
| DIAMONDS | | | | | | | | | | |
| Production ('000 carats) | | | | | | | | | | |
| | Ekati™ | 80% | 802 | 957 | 852 | 614 | 512 | | 1,978 | 2,660 |
| FERTILISER | | | | | | | | | | |
| Production ('000 tonnes) | | | | | | | | | | |
| | Southern Cross Fertiliser Operations (j) | 100% | - | 73.9 | 244.9 | 252.6 | 222.5 | | 720.0 | - |
| ENERGY COAL | | | | | | | | | | |
| Production ('000 tonnes) | | | | | | | | | | |
| | South Africa | 100% | 12,769 | 13,548 | 14,549 | 12,940 | 11,605 | | 39,094 | 41,102 |
| | USA | 100% | 3,169 | 4,128 | 4,561 | 4,065 | 2,829 | | 11,455 | 10,799 |

Edgar Filing: BHP BILLITON LTD - Form 6-K

| | | | | | | | | | | |
|-----------------------------------------------------------------------------------------------------------------------------------------|----------------------|-------|--------|--------|--------|--------|--------|--|--------|--------|
| | Australia | 100% | 2,258 | 2,823 | 2,568 | 2,045 | 1,897 | | 6,510 | 7,042 |
| | Colombia | 33% | 1,883 | 2,204 | 2,332 | 2,237 | 2,341 | | 6,910 | 5,770 |
| | Total | | 20,079 | 22,703 | 24,010 | 21,287 | 18,672 | | 63,969 | 64,713 |
| STAINLESS STEEL MATERIALS | | | | | | | | | | |
| NICKEL | | | | | | | | | | |
| Production ('000 tonnes) | | | | | | | | | | |
| | CMSA | 99.8% | 13.3 | 13.7 | 12.8 | 13.0 | 12.9 | | 38.7 | 37.6 |
| | Yabulu | 100% | 7.5 | 8.9 | 6.1 | 5.9 | 7.0 | | 19.0 | 22.5 |
| | Nickel West (k) | 100% | - | 9.2 | 25.2 | 30.1 | 20.3 | | 75.6 | - |
| | Total | | 20.8 | 31.8 | 44.1 | 49.0 | 40.2 | | 133.3 | 60.1 |
| FERROCHROME | | | | | | | | | | |
| Saleable production ('000 tonnes) | | | | | | | | | | |
| | South Africa (i) (l) | 60% | 240 | 178 | - | - | - | | - | 776 |
| (a) Metal production is reported on the basis of payable metal. | | | | | | | | | | |
| (b) Production at Tintaya was temporarily suspended on May 25, 2005 following civil unrest in the Espinar region. | | | | | | | | | | |
| Production recommenced on June 20, 2005. | | | | | | | | | | |
| (c) Production at Cerro Colorado was temporarily suspended on June 14, 2005 following an earthquake. Production | | | | | | | | | | |
| recommenced on June 30, 2005. | | | | | | | | | | |
| (d) BHP Billiton acquired Olympic Dam with the acquisition of WMC. Production data is shown from June 1, 2005. | | | | | | | | | | |
| (e) Iron ore production is reported on a wet tonnes basis. | | | | | | | | | | |
| (f) Jimlebar production restated on a saleable production basis. BHP Billiton interest in saleable production is 85%. | | | | | | | | | | |
| (g) Metallurgical coal production is reported on the basis of saleable product. Production figures include some thermal coal. | | | | | | | | | | |
| (h) Shown on 100% basis. BHP Billiton interest in saleable production is 80%. | | | | | | | | | | |
| (i) Shown on 100% basis. BHP Billiton interest in saleable production is 60%. | | | | | | | | | | |
| (j) BHP Billiton acquired Southern Cross Fertiliser Operations (formerly Queensland Fertilizer Operations) with the acquisition of WMC. | | | | | | | | | | |
| Production data is shown from June 1, 2005. | | | | | | | | | | |

| | | | | | | | | | |
|----------------------------------------------------------------------------------------------------------------|--|--|--------|--------|--------|--------|--------|--------------|--------|
| (k) BHP Billiton acquired Nickel West with the acquisition of WMC. Production data is shown from June 1, 2005. | | | | | | | | | |
| (l) BHP Billiton sold its interest in Samancor Chrome with effect from June 1, 2005. | | | | | | | | | |
| PRODUCTION AND SHIPMENT REPORT | | | | | | | | | |
| | | | | | | | | YEAR TO DATE | |
| | | | MARCH | JUNE | SEPT | DEC | MAR | MAR | MAR |
| | | | 2005 | 2005 | 2005 | 2005 | 2006 | 2006 | 2005 |
| PETROLEUM | | | | | | | | | |
| BHP Billiton attributable production unless otherwise stated. | | | | | | | | | |
| CRUDE OIL & CONDENSATE ('000 barrels) | | | | | | | | | |
| Bass Strait | | | 3,754 | 3,921 | 3,720 | 3,584 | 3,414 | 10,718 | 12,815 |
| Minerva (a) | | | 21 | 33 | 34 | 26 | 18 | 78 | 21 |
| North West Shelf - condensate | | | 1,305 | 1,431 | 1,370 | 1,405 | 1,263 | 4,038 | 3,909 |
| North West Shelf - Wanaea/Cossack | | | 1,535 | 1,571 | 1,149 | 979 | 751 | 2,879 | 4,282 |
| Laminaria (b) | | | 84 | - | - | - | - | - | 1,153 |
| Griffin | | | 403 | 453 | 436 | 344 | 204 | 984 | 1,290 |
| Pakistan | | | 58 | 49 | 49 | 54 | 59 | 162 | 162 |
| Typhoon/Boris (c) | | | 907 | 672 | 306 | 21 | - | 327 | 3,658 |
| Mad Dog (a) | | | 251 | 562 | 440 | 604 | 549 | 1,593 | 251 |
| Other Americas (d) | | | 160 | 145 | 123 | 161 | 68 | 352 | 521 |
| Angostura (a) | | | 799 | 997 | 998 | 1,018 | 1,080 | 3,096 | 799 |
| Liverpool Bay | | | 1,289 | 1,625 | 1,160 | 1,161 | 1,278 | 3,599 | 4,491 |
| Bruce/Keith | | | 290 | 279 | 254 | 256 | 209 | 719 | 732 |
| Ohanet | | | 589 | 461 | 483 | 353 | 389 | 1,225 | 1,579 |
| ROD (e) | | | 900 | 1,740 | 1,712 | 1,234 | 1,604 | 4,550 | 1,238 |
| Total | | | 12,345 | 13,939 | 12,234 | 11,200 | 10,886 | 34,320 | 36,901 |
| NATURAL GAS (billion cubic feet) | | | | | | | | | |
| Bass Strait | | | 20.71 | 31.98 | 35.93 | 21.12 | 18.26 | 75.31 | 83.76 |
| Minerva (a) | | | 6.63 | 9.79 | 10.30 | 8.14 | 5.78 | 24.22 | 6.63 |
| North West Shelf - | | | 3.64 | 3.98 | 3.97 | 3.81 | 3.55 | 11.33 | 10.65 |

Edgar Filing: BHP BILLITON LTD - Form 6-K

| | | | | | | | | | |
|-----------------------------------------------------------------------------------------------------------------------------------|--------------------------------|--------|--------|--------|--------|--------|--|--------|--------|
| | Domestic | | | | | | | | |
| | North West Shelf - LNG | 20.81 | 22.14 | 21.19 | 23.16 | 21.15 | | 65.50 | 60.95 |
| | Griffin | 0.54 | 0.70 | 0.56 | 0.41 | 0.12 | | 1.09 | 1.93 |
| | Moranbah Coal Bed Methane (f) | 1.07 | 1.64 | 1.65 | 1.73 | 1.75 | | 5.13 | 1.60 |
| | Illawarra Coal Bed Methane (g) | 1.39 | 1.10 | 1.12 | 1.60 | 1.50 | | 4.22 | 4.38 |
| | Pakistan | 8.88 | 7.25 | 7.32 | 8.40 | 8.52 | | 24.24 | 24.44 |
| | Typhoon/Boris (c) | 1.32 | 0.95 | 0.46 | 0.01 | - | | 0.47 | 6.17 |
| | Mad Dog (a) | 0.03 | 0.18 | 0.08 | 0.12 | 0.11 | | 0.31 | 0.03 |
| | Other Americas | 1.76 | 1.88 | 1.89 | 1.00 | 1.78 | | 4.67 | 5.80 |
| | Bruce/Keith | 7.22 | 6.90 | 5.81 | 6.28 | 6.52 | | 18.61 | 16.87 |
| | Liverpool Bay | 8.35 | 10.30 | 7.37 | 10.57 | 8.81 | | 26.75 | 23.68 |
| | Total | 82.35 | 98.79 | 97.65 | 86.35 | 77.85 | | 261.85 | 246.89 |
| LPG ('000 tonnes) | | | | | | | | | |
| | Bass Strait | 108.56 | 128.50 | 143.55 | 108.47 | 99.96 | | 351.98 | 382.11 |
| | North West Shelf | 32.28 | 33.15 | 39.64 | 40.05 | 35.32 | | 115.01 | 96.37 |
| | Bruce/Keith | 17.85 | 16.53 | 13.73 | 15.21 | 8.12 | | 37.06 | 43.43 |
| | Ohanet | 40.60 | 35.53 | 37.32 | 26.86 | 31.86 | | 96.04 | 124.48 |
| | Total | 199.29 | 213.71 | 234.24 | 190.59 | 175.26 | | 600.09 | 646.39 |
| ETHANE ('000 tonnes) | | | | | | | | | |
| | | 23.61 | 22.97 | 28.02 | 24.72 | 22.25 | | 74.99 | 78.56 |
| TOTAL PETROLEUM PRODUCTS | | | | | | | | | |
| | | 28.49 | 33.13 | 31.38 | 27.93 | 26.01 | | 85.32 | 85.90 |
| (million barrels of oil equivalent) (h) | | | | | | | | | |
| (a) Minerva, Mad Dog and Angostura commenced production in January 2005. | | | | | | | | | |
| (b) BHP Billiton sold its interest in Laminaria with effect from January 14, 2005. | | | | | | | | | |
| (c) Typhoon/Boris production was suspended in September 2005 following severe hurricane damage sustained to the Typhoon platform. | | | | | | | | | |
| (d) BHP Billiton sold its interests in the Green Canyon 18 and 60 fields with effect from January 16, 2006. | | | | | | | | | |
| (e) ROD commenced production in October 2004. | | | | | | | | | |
| (f) Moranbah Coal Bed Methane commenced production in September 2004 and was first reported in December 2004. | | | | | | | | | |

| | | | | | | | | | |
|--|-----------------------------------------------------------------------------------------------------------|--|--|--|--|--|--|--|--|
| | (g) Illawarra Coal Bed Methane production was first reported in December 2004. | | | | | | | | |
| | (h) Total barrels of oil equivalent (boe) conversions are based on the following: | | | | | | | | |
| | 6000 cf of natural gas equals 1 boe; 1 tonne of LPG equals 11.6 boe; 1 tonne of ethane equals 4.4667 boe. | | | | | | | | |
| | | | | | | | | | |
| | | | | | | | | | |

| PRODUCTION AND SHIPMENT REPORT | | | | | | | | | |
|-------------------------------------------------------------------------|------------------------|--|-------|-------|-------|-------|-------|--------------|-------|
| | | | | | | | | YEAR TO DATE | |
| | | | MARCH | JUNE | SEPT | DEC | MAR | MAR | MAR |
| | | | 2005 | 2005 | 2005 | 2005 | 2006 | 2006 | 2005 |
| ALUMINIUM | | | | | | | | | |
| BHP Billiton attributable production and sales unless otherwise stated. | | | | | | | | | |
| ('000 tonnes) | | | | | | | | | |
| ALUMINA | | | | | | | | | |
| | Production | | | | | | | | |
| | Worsley, Australia | | 746 | 718 | 689 | 663 | 717 | 2,069 | 2,095 |
| | Paranam, Suriname | | 220 | 209 | 227 | 219 | 228 | 674 | 665 |
| | Alumar, Brazil | | 126 | 127 | 112 | 130 | 130 | 372 | 368 |
| | Total | | 1,092 | 1,054 | 1,028 | 1,012 | 1,075 | 3,115 | 3,128 |
| | Sales | | | | | | | | |
| | Worsley, Australia | | 734 | 774 | 584 | 710 | 709 | 2,003 | 2,082 |
| | Paranam, Suriname | | 210 | 221 | 203 | 249 | 213 | 665 | 670 |
| | Alumar, Brazil | | 118 | 146 | 107 | 121 | 130 | 358 | 378 |
| | Total (a) | | 1,062 | 1,141 | 894 | 1,080 | 1,052 | 3,026 | 3,130 |
| ALUMINIUM | | | | | | | | | |
| | Production | | | | | | | | |
| | Hillside, South Africa | | 169 | 172 | 172 | 177 | 174 | 523 | 513 |
| | Bayside, South Africa | | 45 | 29 | 41 | 46 | 46 | 133 | 137 |

Edgar Filing: BHP BILLITON LTD - Form 6-K

| | | | | | | | | | | |
|-------------------------------------------------------------------------------------------------------------------------------------|-------------------------------------------------------------------------------------------------------------------------------------|---------------|--------|--------|--------|--------|--------|--|--------------|---------|
| | Alumar, Brazil | | 43 | 44 | 45 | 45 | 44 | | 134 | 132 |
| | Valesul, Brazil | | 10 | 11 | 11 | 10 | 11 | | 32 | 32 |
| | Mozal, Mozambique | | 65 | 65 | 65 | 66 | 65 | | 196 | 195 |
| | Total | | 332 | 321 | 334 | 344 | 340 | | 1,018 | 1,009 |
| | Sales | | | | | | | | | |
| | Hillside, South Africa | | 153 | 185 | 168 | 175 | 162 | | 505 | 497 |
| | Bayside, South Africa | | 39 | 45 | 34 | 43 | 40 | | 117 | 125 |
| | Alumar, Brazil | | 43 | 46 | 42 | 44 | 48 | | 134 | 130 |
| | Valesul, Brazil | | 11 | 10 | 11 | 12 | 10 | | 33 | 34 |
| | Mozal, Mozambique | | 62 | 74 | 54 | 79 | 58 | | 191 | 190 |
| | Total | | 308 | 360 | 309 | 353 | 318 | | 980 | 976 |
| | Tolling Agreement (a) | | 24 | 25 | 23 | 22 | 22 | | 67 | 69 |
| | | | 332 | 385 | 332 | 375 | 340 | | 1,047 | 1,045 |
| | | | | | | | | | | |
| | | | | | | | | | | |
| | (a) Equity Alumina is converted into Aluminium under a third party tolling agreement. These tonnages were previously reported under | | | | | | | | | |
| | third party trading and are now allocated to equity sales. | | | | | | | | | |
| | | | | | | | | | | |
| PRODUCTION AND SHIPMENT REPORT | | | | | | | | | | |
| | | | | | | | | | YEAR TO DATE | |
| | | | MARCH | JUNE | SEPT | DEC | MAR | | MAR | MAR |
| | | | 2005 | 2005 | 2005 | 2005 | 2006 | | 2006 | 2005 |
| BASE METALS | | | | | | | | | | |
| BHP Billiton attributable production and sales unless otherwise stated. Metals production is payable metal unless otherwise stated. | | | | | | | | | | |
| | | | | | | | | | | |
| | | | | | | | | | | |
| <u>Escondida, Chile</u> | | | | | | | | | | |
| | Material mined (100%) | ('000 tonnes) | 90,838 | 85,592 | 90,919 | 92,155 | 90,781 | | 273,855 | 288,816 |
| | Sulphide ore milled (100%) | ('000 tonnes) | 19,913 | 21,725 | 22,255 | 22,161 | 21,843 | | 66,259 | 61,476 |
| | Average copper grade | (%) | 1.41% | 1.51% | 1.60% | 1.58% | 1.62% | | 1.60% | 1.45% |

Edgar Filing: BHP BILLITON LTD - Form 6-K

| | | | | | | | | | | |
|--|----------------------------|---------------|--------|--------|--------|--------|--------|--|--------|--------|
| | Production ex Mill (100%) | ('000 tonnes) | 241.1 | 277.8 | 304.4 | 304.0 | 302.8 | | 911.2 | 763.0 |
| | Production | | | | | | | | | |
| | Payable copper | ('000 tonnes) | 135.4 | 154.0 | 168.6 | 169.0 | 168.2 | | 505.8 | 424.2 |
| | Payable gold concentrate | (fine ounces) | 25,987 | 20,774 | 19,194 | 19,200 | 17,877 | | 56,271 | 75,832 |
| | Copper cathode (EW) | ('000 tonnes) | 21.8 | 21.4 | 19.6 | 20.0 | 15.4 | | 55.0 | 65.9 |
| | Payable silver concentrate | ('000 ounces) | 650 | 658 | 795 | 945 | 714 | | 2,454 | 1,893 |
| | Sales | | | | | | | | | |
| | Payable copper | ('000 tonnes) | 137.1 | 146.0 | 169.4 | 160.7 | 184.4 | | 514.5 | 425.4 |
| | Payable gold concentrate | (fine ounces) | 27,882 | 19,816 | 19,294 | 18,145 | 20,159 | | 57,598 | 78,076 |
| | Copper cathode (EW) | ('000 tonnes) | 18.6 | 26.8 | 19.3 | 19.4 | 16.7 | | 55.4 | 64.0 |
| | Payable silver concentrate | ('000 ounces) | 712 | 631 | 803 | 892 | 802 | | 2,497 | 1,984 |
| | | | | | | | | | | |
| | | | | | | | | | | |
| | <u>Tintaya, Peru (a)</u> | | | | | | | | | |
| | Material mined | ('000 tonnes) | 17,575 | 12,385 | 17,228 | 17,107 | 15,960 | | 50,295 | 53,737 |
| | Sulphide Ore milled | ('000 tonnes) | 1,560 | 1,086 | 1,546 | 1,734 | 1,523 | | 4,803 | 4,745 |
| | Average copper grade | (%) | 1.56% | 1.67% | 1.33% | 1.26% | 1.26% | | 1.28% | 1.44% |
| | Production | | | | | | | | | |
| | Payable copper | ('000 tonnes) | 20.7 | 15.3 | 17.3 | 18.1 | 16.2 | | 51.6 | 57.4 |
| | Payable gold concentrate | (fine ounces) | 6,165 | 4,066 | 8,048 | 8,200 | 8,032 | | 24,280 | 17,699 |
| | Copper cathode (EW) | ('000 tonnes) | 9.6 | 6.4 | 9.7 | 9.9 | 9.1 | | 28.7 | 28.0 |
| | Payable silver concentrate | ('000 ounces) | 181 | 129 | 167 | 168 | 138 | | 473 | 501 |
| | Sales | | | | | | | | | |
| | Payable copper | | 23.3 | 17.2 | 17.0 | 19.4 | 15.1 | | 51.5 | 54.9 |

Edgar Filing: BHP BILLITON LTD - Form 6-K

| | | | | | | | | | | |
|--|-------------------------------------------------------------------------------------------------------------------|---------------|--------|--------|--------|--------|--------|--|--------|--------|
| | | ('000 tonnes) | | | | | | | | |
| | Payable gold concentrate | (fine ounces) | 7,593 | 7,073 | 6,783 | 8,376 | 8,016 | | 23,175 | 17,303 |
| | Copper cathode (EW) | ('000 tonnes) | 9.2 | 8.2 | 10.3 | 9.8 | 8.3 | | 28.4 | 27.7 |
| | Payable silver concentrate | ('000 ounces) | 193 | 160 | 161 | 207 | 127 | | 495 | 491 |
| | (a) Production at Tintaya was temporarily suspended on May 25, 2005 following civil unrest in the Espinar region. | | | | | | | | | |
| | Production recommenced on June 20, 2005. | | | | | | | | | |
| | <u>Cerro Colorado, Chile</u> | | | | | | | | | |
| | (a) | | | | | | | | | |
| | Material mined | ('000 tonnes) | 16,856 | 14,805 | 16,696 | 17,107 | 17,926 | | 51,729 | 50,788 |
| | Ore milled | ('000 tonnes) | 3,865 | 3,144 | 3,344 | 4,348 | 4,266 | | 11,958 | 12,460 |
| | Average copper grade | (%) | 1.00% | 0.83% | 0.79% | 0.90% | 0.94% | | 0.88% | 0.92% |
| | Production | | | | | | | | | |
| | Copper cathode (EW) | ('000 tonnes) | 29.8 | 24.6 | 14.5 | 21.5 | 28.1 | | 64.1 | 88.5 |
| | Sales | | | | | | | | | |
| | Copper cathode (EW) | ('000 tonnes) | 32.5 | 24.8 | 15.0 | 19.7 | 24.4 | | 59.1 | 89.6 |
| | (a) Production at Cerro Colorado was temporarily suspended on June 14, 2005 following an earthquake. | | | | | | | | | |
| | Production recommenced on June 30, 2005. | | | | | | | | | |
| | <u>Antamina, Peru</u> | | | | | | | | | |
| | Material mined (100%) | ('000 tonnes) | 30,808 | 31,802 | 32,839 | 32,598 | 28,982 | | 94,419 | 97,186 |
| | Sulphide ore milled (100%) | ('000 tonnes) | 7,072 | 7,557 | 7,367 | 8,349 | 7,549 | | 23,265 | 23,168 |
| | Average head grades | | | | | | | | | |
| | - Copper | (%) | 1.41% | 1.35% | 1.30% | 1.36% | 1.48% | | 1.38% | 1.37% |

Edgar Filing: BHP BILLITON LTD - Form 6-K

| | | | | | | | | | | |
|------------------------------|---------------------|---------------|--------|--------|--------|--------|--------|--|---------|---------|
| | - Zinc | (%) | 1.16% | 1.09% | 1.04% | 0.51% | 0.62% | | 0.71% | 0.87% |
| | Production | | | | | | | | | |
| | Payable copper | ('000 tonnes) | 29.9 | 29.9 | 27.9 | 34.3 | 32.9 | | 95.1 | 93.2 |
| | Payable zinc | (tonnes) | 17,147 | 15,528 | 14,959 | 5,148 | 7,534 | | 27,641 | 36,992 |
| | Payable silver | ('000 ounces) | 830 | 749 | 642 | 859 | 865 | | 2,366 | 2,025 |
| | Payable molybdenum | (tonnes) | 431 | 492 | 573 | 772 | 632 | | 1,977 | 1,314 |
| | Sales | | | | | | | | | |
| | Payable copper | ('000 tonnes) | 30.0 | 28.7 | 30.7 | 35.5 | 30.5 | | 96.7 | 94.3 |
| | Payable zinc | (tonnes) | 18,293 | 15,066 | 13,203 | 7,894 | 9,634 | | 30,731 | 36,095 |
| | Payable silver | ('000 ounces) | 718 | 769 | 669 | 813 | 750 | | 2,232 | 1,974 |
| | Payable molybdenum | (tonnes) | 592 | 587 | 538 | 751 | 697 | | 1,986 | 1,052 |
| Cannington, Australia | | | | | | | | | | |
| | Material mined | ('000 tonnes) | 885 | 880 | 910 | 887 | 799 | | 2,596 | 2,556 |
| | Ore milled | ('000 tonnes) | 788 | 746 | 772 | 850 | 809 | | 2,431 | 2,343 |
| | Average head grades | | | | | | | | | |
| | - Silver | (g/t) | 571 | 482 | 453 | 493 | 431 | | 460 | 525 |
| | - Lead | (%) | 11.9% | 9.8% | 9.9% | 10.8% | 9.8% | | 10.2% | 10.8% |
| | - Zinc | (%) | 3.5% | 3.0% | 3.3% | 3.5% | 4.0% | | 3.6% | 3.2% |
| | Production | | | | | | | | | |
| | Payable silver | ('000 ounces) | 12,383 | 10,283 | 9,579 | 11,672 | 9,693 | | 30,944 | 33,747 |
| | Payable lead | (tonnes) | 80,899 | 64,652 | 64,873 | 77,187 | 68,754 | | 210,814 | 217,318 |
| | Payable zinc | (tonnes) | 15,241 | 12,676 | 14,188 | 18,780 | 20,885 | | 53,853 | 40,164 |
| | Sales | | | | | | | | | |
| | Payable silver | ('000 ounces) | 13,514 | 12,265 | 9,078 | 11,972 | 9,061 | | 30,111 | 31,786 |
| | Payable lead | (tonnes) | 88,237 | 76,680 | 59,942 | 79,474 | 63,112 | | 202,528 | 208,296 |
| | Payable zinc | (tonnes) | 18,628 | 13,415 | 10,676 | 16,814 | 17,508 | | 44,998 | 39,944 |

Edgar Filing: BHP BILLITON LTD - Form 6-K

| | | | | | | | | | |
|--------------------------------------------------------------------------------------------------------------------------|---------------------------|---------------|---|--------|--------|--------|--------|--------|---|
| <u>Olympic Dam, Australia (a)</u> | | | | | | | | | |
| | Material mined (b) | ('000 tonnes) | - | 855 | 2,007 | 2,145 | 2,065 | 6,217 | - |
| | Ore milled | ('000 tonnes) | - | 933 | 2,345 | 2,430 | 2,343 | 7,118 | - |
| | Average copper grade | (%) | - | 2.15% | 2.26% | 2.32% | 2.10% | 2.23% | - |
| | Average uranium grade | kg/t | - | 0.60 | 0.64 | 0.65 | 0.60 | 0.63 | - |
| Production | | | | | | | | | |
| | Copper cathode (ER) | ('000 tonnes) | - | 14.5 | 44.2 | 48.6 | 43.1 | 135.9 | - |
| | Copper cathode (EW) | ('000 tonnes) | - | 1.6 | 4.9 | 4.9 | 4.0 | 13.8 | - |
| | Uranium oxide concentrate | (tonnes) | - | 415 | 1,088 | 1,070 | 913 | 3,071 | - |
| | Refined gold | (fine ounces) | - | 7,042 | 26,424 | 27,300 | 26,186 | 79,910 | - |
| | Refined silver | ('000 ounces) | - | 62 | 179 | 222 | 245 | 646 | - |
| Sales | | | | | | | | | |
| | Copper cathode (ER) | ('000 tonnes) | - | 16.2 | 47.5 | 44.9 | 44.1 | 136.5 | - |
| | Copper cathode (EW) | ('000 tonnes) | - | 1.1 | 5.2 | 5.8 | 4.2 | 15.2 | - |
| | Uranium oxide concentrate | (tonnes) | - | 391 | 879 | 1,287 | 992 | 3,158 | - |
| | Refined gold | (fine ounces) | - | 10,555 | 21,192 | 26,369 | 27,300 | 74,861 | - |
| | Refined silver | ('000 ounces) | - | 68 | 144 | 254 | 178 | 576 | - |
| (a) BHP Billiton acquired Olympic Dam with the acquisition of WMC. Production data was first reported from June 1, 2005. | | | | | | | | | |
| (b) Material mined refers to run of mine ore mined and hoisted. | | | | | | | | | |
| <u>Pinto Valley, USA</u> | | | | | | | | | |
| Production | | | | | | | | | |

| | | | | | | | | | | |
|--|---------------------|---------------|-----|-----|-----|-----|-----|--|-----|-----|
| | Copper cathode (EW) | ('000 tonnes) | 2.4 | 2.1 | 2.2 | 2.1 | 2.1 | | 6.4 | 7.0 |
| | Sales | | | | | | | | | |
| | Copper cathode (EW) | ('000 tonnes) | 2.8 | 2.3 | 2.3 | 2.6 | 2.6 | | 7.5 | 6.1 |
| | | | | | | | | | | |
| | | | | | | | | | | |

| PRODUCTION AND SHIPMENT REPORT | | | | | | | | | | |
|-------------------------------------------------------------------------|----------------------------|--|--------|--------|--------|--------|--------|--|--------------|--------|
| | | | | | | | | | YEAR TO DATE | |
| | | | MARCH | JUNE | SEPT | DEC | MAR | | MAR | MAR |
| | | | 2005 | 2005 | 2005 | 2005 | 2006 | | 2006 | 2005 |
| CARBON STEEL MATERIALS | | | | | | | | | | |
| BHP Billiton attributable production and sales unless otherwise stated. | | | | | | | | | | |
| ('000 tonnes) | | | | | | | | | | |
| IRON ORE (a) | | | | | | | | | | |
| <u>Pilbara, Australia</u> | | | | | | | | | | |
| | Production | | | | | | | | | |
| | Mt Newman Joint Venture | | 6,475 | 6,493 | 6,234 | 6,166 | 5,884 | | 18,284 | 19,243 |
| | Goldsworthy Joint Venture | | 1,017 | 1,593 | 1,393 | 1,669 | 1,371 | | 4,433 | 3,092 |
| | Area C Joint Venture | | 4,451 | 4,813 | 4,286 | 4,969 | 3,332 | | 12,587 | 11,799 |
| | Yandi Joint Venture | | 8,713 | 8,943 | 8,409 | 8,372 | 8,561 | | 25,342 | 26,718 |
| | Jimblebar (b) | | 1,283 | 1,324 | 1,188 | 1,569 | 1,549 | | 4,306 | 4,085 |
| | Total (BHP Billiton share) | | 21,939 | 23,166 | 21,510 | 22,745 | 20,697 | | 64,952 | 64,937 |
| | Total production (100%) | | 25,810 | 27,254 | 25,306 | 26,760 | 24,350 | | 76,416 | 76,397 |
| | Sales | | | | | | | | | |
| | Lump | | 5,757 | 6,849 | 5,879 | 6,483 | 5,276 | | 17,638 | 17,234 |
| | Fines | | 15,909 | 17,052 | 15,702 | 16,357 | 15,547 | | 47,606 | 46,529 |
| | Total (BHP Billiton share) | | 21,666 | 23,901 | 21,581 | 22,840 | 20,823 | | 65,244 | 63,763 |

Edgar Filing: BHP BILLITON LTD - Form 6-K

| | | | | | | | | | | |
|------------------------------------------------------------------------------------------------------------------------|----------------------------|--|--------|--------|--------|--------|--------|--|--------|--------|
| | Total shipments (100%) | | 25,489 | 28,119 | 25,389 | 26,871 | 24,498 | | 76,758 | 75,015 |
| (a) Iron ore production and shipments are reported on a wet tonnes basis. | | | | | | | | | | |
| (b) Jimblebar production restated on a saleable production basis. BHP Billiton interest in saleable production is 85%. | | | | | | | | | | |
| <u>Samarco, Brazil</u> | | | | | | | | | | |
| | Production | | 1,823 | 1,896 | 1,881 | 1,865 | 1,802 | | 5,548 | 5,791 |
| | Shipments | | 1,768 | 1,728 | 1,900 | 2,155 | 1,532 | | 5,587 | 5,886 |
| METALLURGICAL COAL (a) | | | | | | | | | | |
| <u>Queensland, Australia</u> | | | | | | | | | | |
| | Production | | | | | | | | | |
| | <u>BMA</u> | | | | | | | | | |
| | Blackwater | | 1,615 | 1,603 | 1,627 | 1,409 | 1,533 | | 4,569 | 4,962 |
| | Goonyella | | 1,355 | 1,740 | 1,609 | 1,921 | 1,751 | | 5,281 | 3,721 |
| | Peak Downs | | 842 | 1,322 | 1,250 | 1,186 | 1,095 | | 3,531 | 3,204 |
| | Saraji | | 752 | 878 | 675 | 602 | 563 | | 1,840 | 2,373 |
| | Norwich Park | | 664 | 836 | 759 | 678 | 550 | | 1,987 | 2,044 |
| | Gregory Joint Venture | | 731 | 642 | 773 | 645 | 480 | | 1,898 | 2,070 |
| | BMA total | | 5,959 | 7,021 | 6,693 | 6,441 | 5,972 | | 19,106 | 18,374 |
| | <u>BHP Mitsui Coal (b)</u> | | | | | | | | | |
| | Riverside | | 480 | 43 | - | - | - | | - | 2,341 |
| | South Walker Creek | | 725 | 839 | 726 | 710 | 763 | | 2,199 | 2,434 |
| | BHP Mitsui Coal total | | 1,205 | 882 | 726 | 710 | 763 | | 2,199 | 4,775 |
| | <u>Queensland total</u> | | 7,164 | 7,903 | 7,419 | 7,151 | 6,735 | | 21,305 | 23,149 |
| | Shipments | | | | | | | | | |
| | Coking coal | | 5,440 | 5,705 | 4,869 | 4,987 | 5,032 | | 14,888 | 16,429 |
| | Weak coking coal | | 1,609 | 1,619 | 1,207 | 1,366 | 1,342 | | 3,915 | 4,996 |
| | Thermal coal | | 632 | 815 | 579 | 403 | 482 | | 1,464 | 1,902 |

Edgar Filing: BHP BILLITON LTD - Form 6-K

| | | | | | | | | | | |
|-------------------------------------------------------------------------------------------------------------------------------|-------------------------|--|-------|-------|-------|-------|-------|--|--------------|--------|
| | Total | | 7,681 | 8,139 | 6,655 | 6,756 | 6,856 | | 20,267 | 23,327 |
| (a) Metallurgical coal production is reported on the basis of saleable product. Production figures include some thermal coal. | | | | | | | | | | |
| (b) Shown on 100% basis. BHP Billiton interest in saleable production is 80%. | | | | | | | | | | |
| <u>Illawarra, Australia</u> | | | | | | | | | | |
| | Production | | 1,719 | 1,667 | 1,567 | 1,822 | 1,725 | | 5,114 | 4,584 |
| | Shipments | | | | | | | | | |
| | Coking coal | | 1,447 | 1,500 | 1,190 | 1,457 | 1,508 | | 4,155 | 4,154 |
| | Thermal coal | | 93 | 27 | 383 | 103 | 313 | | 799 | 319 |
| | Total | | 1,540 | 1,527 | 1,573 | 1,560 | 1,821 | | 4,954 | 4,473 |
| MANGANESE ORES | | | | | | | | | | |
| <u>South Africa</u> | | | | | | | | | | |
| | Saleable production (a) | | 606 | 631 | 566 | 529 | 532 | | 1,627 | 1,877 |
| <u>Australia</u> | | | | | | | | | | |
| | Saleable production (a) | | 691 | 787 | 821 | 749 | 694 | | 2,264 | 2,160 |
| MANGANESE ALLOYS | | | | | | | | | | |
| <u>South Africa</u> | | | | | | | | | | |
| | Saleable production (a) | | 137 | 98 | 79 | 105 | 119 | | 303 | 394 |
| <u>Australia</u> | | | | | | | | | | |
| | Saleable production (a) | | 60 | 58 | 60 | 60 | 54 | | 174 | 205 |
| (a) Shown on 100% basis. BHP Billiton interest in saleable production is 60%. | | | | | | | | | | |
| PRODUCTION AND SHIPMENT REPORT | | | | | | | | | | |
| | | | | | | | | | YEAR TO DATE | |
| | | | MARCH | JUNE | SEPT | DEC | MAR | | MAR | MAR |

| | | | 2005 | 2005 | 2005 | 2005 | 2006 | | 2006 | 2005 |
|-----------------------------------------------------------------------------------------------------------------------------------------------------------------------------------------------|----------------------|---------------|-------|-------|-------|-------|-------|--|-------|-------|
| DIAMONDS AND SPECIALTY PRODUCTS | | | | | | | | | | |
| BHP Billiton attributable production and sales unless otherwise stated. | | | | | | | | | | |
| DIAMONDS | | | | | | | | | | |
| <u>Ekati™, Canada</u> | | | | | | | | | | |
| | Ore Processed (100%) | ('000 tonnes) | 1,101 | 1,216 | 1,158 | 962 | 995 | | 3,115 | 3,379 |
| | Production | ('000 carats) | 802 | 957 | 852 | 614 | 512 | | 1,978 | 2,660 |
| FERTILISER | | | | | | | | | | |
| <u>Southern Cross Fertiliser Operations, Australia (a)</u> | | | | | | | | | | |
| | Production (b) | ('000 tonnes) | - | 73.9 | 244.9 | 252.6 | 222.5 | | 720.0 | - |
| | Sales (b) | ('000 tonnes) | - | 105.9 | 175.5 | 221.2 | 200.4 | | 597.1 | - |
| (a) BHP Billiton acquired Southern Cross Fertiliser Operations (formerly Queensland Fertilizer Operations) with the acquisition of WMC. Production data was first reported from June 1, 2005. | | | | | | | | | | |
| (b) Includes diammonium phosphate and monoammonium phosphate. | | | | | | | | | | |

| PRODUCTION AND SHIPMENT REPORT | | | | | | | | | | |
|-------------------------------------------------------------------------|---------------|--|--------|--------|--------|--------|--------|--|--------------|--------|
| | | | | | | | | | YEAR TO DATE | |
| | | | MARCH | JUNE | SEPT | DEC | MAR | | MAR | MAR |
| | | | 2005 | 2005 | 2005 | 2005 | 2006 | | 2006 | 2005 |
| ENERGY COAL | | | | | | | | | | |
| BHP Billiton attributable production and sales unless otherwise stated. | | | | | | | | | | |
| ('000 tonnes) | | | | | | | | | | |
| <u>Ingwe, South Africa</u> | | | | | | | | | | |
| | Production | | 12,769 | 13,548 | 14,549 | 12,940 | 11,605 | | 39,094 | 41,102 |
| | Sales | | | | | | | | | |
| | Export | | 5,082 | 5,094 | 5,436 | 6,273 | 5,658 | | 17,367 | 15,383 |
| | Local utility | | 7,069 | 7,560 | 8,013 | 7,250 | 7,328 | | 22,591 | 23,721 |

Edgar Filing: BHP BILLITON LTD - Form 6-K

| | | | | | | | | | | |
|-------------------------------------------------------------------------|-----------------------|--|--------|--------|--------|--------|--------|--|--------------|--------|
| | Inland | | 353 | 186 | 309 | 268 | 203 | | 780 | 1,044 |
| | Total | | 12,504 | 12,840 | 13,758 | 13,791 | 13,189 | | 40,738 | 40,148 |
| New Mexico, USA | | | | | | | | | | |
| | Production | | | | | | | | | |
| | Navajo Coal | | 2,008 | 2,389 | 2,238 | 2,252 | 2,305 | | 6,795 | 5,856 |
| | San Juan Coal | | 1,161 | 1,739 | 2,323 | 1,813 | 524 | | 4,660 | 4,943 |
| | Total | | 3,169 | 4,128 | 4,561 | 4,065 | 2,829 | | 11,455 | 10,799 |
| | Sales - local utility | | 3,447 | 3,319 | 3,769 | 3,628 | 3,553 | | 10,950 | 11,083 |
| Hunter Valley, Australia | | | | | | | | | | |
| | Production | | 2,258 | 2,823 | 2,568 | 2,045 | 1,897 | | 6,510 | 7,042 |
| | Sales | | | | | | | | | |
| | Export | | 1,866 | 1,746 | 1,570 | 1,312 | 1,267 | | 4,149 | 4,507 |
| | Inland | | 872 | 1,186 | 983 | 793 | 643 | | 2,419 | 2,687 |
| | Total | | 2,738 | 2,932 | 2,553 | 2,105 | 1,910 | | 6,568 | 7,194 |
| Cerrejon Coal, Colombia | | | | | | | | | | |
| | Production | | 1,883 | 2,204 | 2,332 | 2,237 | 2,341 | | 6,910 | 5,770 |
| | Sales - export | | 1,927 | 2,338 | 2,170 | 2,087 | 2,116 | | 6,373 | 6,047 |
| PRODUCTION AND SHIPMENT REPORT | | | | | | | | | | |
| | | | | | | | | | YEAR TO DATE | |
| | | | MARCH | JUNE | SEPT | DEC | MAR | | MAR | MAR |
| | | | 2005 | 2005 | 2005 | 2005 | 2006 | | 2006 | 2005 |
| STAINLESS STEEL MATERIALS | | | | | | | | | | |
| BHP Billiton attributable production and sales unless otherwise stated. | | | | | | | | | | |
| ('000 tonnes) | | | | | | | | | | |
| NICKEL | | | | | | | | | | |
| CMSA, Colombia | | | | | | | | | | |
| | Production | | 13.3 | 13.7 | 12.8 | 13.0 | 12.9 | | 38.7 | 37.6 |
| | Sales | | 13.4 | 12.8 | 11.1 | 14.2 | 12.4 | | 37.7 | 37.3 |
| Yabulu, Australia | | | | | | | | | | |

Edgar Filing: BHP BILLITON LTD - Form 6-K

| | | | | | | | | | | |
|--------------------------------------------------------------------------------------------------------------------------|------------------------------------|--|-----|-----|------|------|------|--|------|------|
| | Production | | | | | | | | | |
| | Nickel metal | | 7.5 | 8.9 | 6.1 | 5.9 | 7.0 | | 19.0 | 22.5 |
| | Cobalt | | 0.5 | 0.4 | 0.3 | 0.2 | 0.3 | | 0.8 | 1.4 |
| | | | | | | | | | | |
| | Sales | | | | | | | | | |
| | Nickel metal | | 7.7 | 8.3 | 6.3 | 6.6 | 6.9 | | 19.8 | 23.2 |
| | Cobalt | | 0.3 | 0.4 | 0.4 | 0.3 | 0.4 | | 1.1 | 1.2 |
| | | | | | | | | | | |
| <u>Nickel West, Australia (a)</u> | | | | | | | | | | |
| | Production | | | | | | | | | |
| | Nickel contained in finished matte | | - | 3.3 | 9.7 | 13.9 | 5.2 | | 28.8 | - |
| | Nickel metal | | - | 5.9 | 15.5 | 16.2 | 15.1 | | 46.8 | - |
| | Nickel production | | - | 9.2 | 25.2 | 30.1 | 20.3 | | 75.6 | - |
| | | | | | | | | | | |
| | Sales | | | | | | | | | |
| | Nickel contained in finished matte | | - | 3.5 | 7.6 | 14.3 | 8.8 | | 30.7 | - |
| | Nickel metal | | - | 4.7 | 15.9 | 15.5 | 16.6 | | 48.0 | - |
| | Nickel sales | | - | 8.2 | 23.5 | 29.8 | 25.4 | | 78.7 | - |
| | | | | | | | | | | |
| (a) BHP Billiton acquired Nickel West with the acquisition of WMC. Production data was first reported from June 1, 2005. | | | | | | | | | | |
| FERROCHROME | | | | | | | | | | |
| <u>South Africa (a)</u> | | | | | | | | | | |
| | Saleable production (b) | | 240 | 178 | - | - | - | | - | 776 |
| | | | | | | | | | | |
| (a) BHP Billiton sold its interest in Samancor Chrome with effect from June 1, 2005. | | | | | | | | | | |
| (b) Shown on 100% basis. BHP Billiton interest in saleable production is 60%. | | | | | | | | | | |

BHP Billiton Limited ABN 49 004 028 077

BHP Billiton Plc Registration number 3196209

Registered in Australia
Registered Office: Level 27, 180 Lonsdale Street Melbourne Victoria
3000
Telephone +61 1300 554 757 Facsimile +61 3 9609 3015

Registered in England and Wales
Registered Office: Neathouse Place London SW1V 1BH United
Kingdom
Telephone +44 20 7802 4000 Facsimile +44 20 7802 4111

The BHP Billiton Group is headquartered in Australia

SIGNATURES

Pursuant to the requirements of the Securities Exchange Act of 1934, the registrant has duly caused this report to be signed on its behalf by the undersigned, thereunto duly authorized.

BHP Billiton Limited

Date: 26 April 2006

By: Karen Wood

Name: Karen Wood

Title: Company Secretary