

COLONIAL MUNICIPAL INCOME TRUST  
Form N-Q  
April 28, 2006

**UNITED STATES  
SECURITIES AND EXCHANGE COMMISSION  
Washington, D.C. 20549**

OMB APPROVAL  
OMB Number: 3235-0578  
Expires: February 28, 2006  
Estimated average burden hours per  
response.....20.00

**FORM N-Q**

**QUARTERLY SCHEDULE OF PORTFOLIO HOLDINGS OF REGISTERED  
MANAGEMENT INVESTMENT COMPANY**

Investment Company Act file number

811-4992

Colonial Municipal Income Trust  
(Exact name of registrant as specified in charter)

One Financial Center, Boston, Massachusetts  
(Address of principal executive offices)

02111  
(Zip code)

James R. Bordewick, Jr., Esq.

Columbia Management Advisors, LLC

One Financial Center

Boston, MA 02111  
(Name and address of agent for service)

Registrant's telephone number, including area code:

1-617-426-3750

Date of fiscal year end: 11/30/06

Date of reporting period: 2/28/06

---

**Item 1. Schedule of Investments.**

---

**INVESTMENT PORTFOLIO**

February 28, 2006 (Unaudited)

Colonial Municipal Income Trust

		Par (\$)	Value (\$)*
<b>Municipal Bonds</b>	<b>149.6%</b>		

**EDUCATION 5.5%**

**Education 4.7%**



Edgar Filing: COLONIAL MUNICIPAL INCOME TRUST - Form N-Q

<b>MI Southfield Economic Development Corp.</b>			
	Lawrence University, Series 1998 A, 5.400% 02/01/18	750,000	768,615
<b>PA Higher Education Facilities Authority</b>			
	Philadelphia University, Series 2004 A, 5.125% 06/01/25	570,000	577,034
<b>VT Educational &amp; Health Buildings Finance Agency</b>			
	Norwich University, Series 1998, 5.500% 07/01/21	1,000,000	1,029,360
<b>WV Higher Education Policy Commission</b>			
	Series 2004 B, Insured: FGIC 5.000% 04/01/34	4,745,000	4,976,414
<b>WV University</b>			
	Series 2000 A, Insured: AMBAC (a) 04/01/25	750,000	320,685
Education Total			7,672,108
<b>Prep School 0.8%</b>			

Edgar Filing: COLONIAL MUNICIPAL INCOME TRUST - Form N-Q

<b>CA Statewide Communities Development Authority</b>			
	Crossroads School of Arts & Sciences, Series 1998, 6.000% 08/01/28(b)	1,070,000	1,112,821
<b>MI Summit Academy North</b>			
	Series 2005, 5.500% 11/01/35	250,000	236,765
Prep School Total			1,349,586
EDUCATION TOTAL			9,021,694

**HEALTH CARE 42.2%**  
**Continuing Care Retirement 15.3%**

Edgar Filing: COLONIAL MUNICIPAL INCOME TRUST - Form N-Q


<b>CA La Verne</b>	Brethren Hillcrest Homes, Series 2003 B, 6.625% 02/15/25	525,000	577,710
<b>CO Health Facilities Authority</b>	Covenant Retirement Communities, Inc., Series 2005, 5.000% 12/01/35	1,100,000	1,103,289
<b>CT Development Authority</b>	Elim Park Baptist, Inc.,		



Municipal Bonds (continued)	Par (\$)	Value (\$)
[Redacted content]		

**HEALTH CARE (continued)**

**Continuing Care Retirement (continued)**




Edgar Filing: COLONIAL MUNICIPAL INCOME TRUST - Form N-Q

	Series 2003, 5.850% 12/01/33	430,000	456,522
<b>FL Capital Projects Finance Authority</b>			
	Glenridge on Palmer Ranch, Series 2002 A, 8.000% 06/01/32	500,000	555,650
<b>FL Lee County Industrial Development Authority</b>			
	Shell Point Village Project, Series 1999 A, 5.500% 11/15/29	400,000	406,624
<b>GA Fulton County Residential Care Facilities Authority</b>			
	Canterbury Court, Series 2004 A, 6.125% 02/15/26	500,000	514,530
<b>GA Savannah Economic Development Authority</b>			
	Marshes of Skidaway, Series 2003 A, 7.400% 01/01/34	350,000	370,129
<b>IL Finance Authority</b>			
	Washington & Jane Smith Community, Series 2005 A, 6.250% 11/15/35	1,000,000	1,009,710
<b>IL Health Facilities Authority</b>			
	Lutheran Senior Ministries, Series 2001, 7.375% 08/15/31	650,000	690,345
	Washington & Jane Smith Community, Series 2003 A, 7.000% 11/15/32	525,000	562,306
<b>IN Health &amp; Educational Facility Financing Authority</b>			
	Baptist Homes of Indiana Inc., Series 2005, 5.250% 11/15/35	750,000	761,400
<b>KS Manhattan</b>			
	Meadowlark Hills Retirement Home, Series 1999 A, 6.375% 05/15/20	250,000	258,193
<b>MA Boston Industrial Development Financing Authority</b>			
	Springhouse, Inc., Series 1998, 5.875% 07/01/20	235,000	238,288
<b>MA Development Finance Agency</b>			
	Loomis Communities: Series 1999 A, 5.625% 07/01/15	250,000	253,328
	Series 2002 A,		

<b>Municipal Bonds (continued)</b>	<b>Par (\$)</b>	<b>Value (\$)</b>
[Redacted content]		

**HEALTH CARE (continued)**

**Continuing Care Retirement (continued)**




Edgar Filing: COLONIAL MUNICIPAL INCOME TRUST - Form N-Q

	6.900% 03/01/32	125,000	135,528
<b>MD Westminster Economic Development Authority</b>	Carroll Lutheran Village, Inc., Series 2004 A,		
	6.250% 05/01/34	500,000	519,095
<b>MO Cole County Industrial Development Authority</b>	Lutheran Senior Services, Series 2004,		
	5.500% 02/01/35	750,000	784,492
<b>NC Medical Care Commission</b>	United Methodist Retirement Home, Inc. Series 2005 C,		
	5.250% 10/01/24	500,000	503,600
<b>NH Higher Educational &amp; Health Facilities Authority</b>	Rivermead at Peterborough, Series 1998,		
	5.750% 07/01/28	1,100,000	1,108,844
<b>NJ Economic Development Authority</b>	Lions Gate, Series 2005 A:		
	5.750% 01/01/25	400,000	409,260
	5.875% 01/01/37	300,000	305,682
	Seabrook Village, Inc., Series 2000 A,		
	8.250% 11/15/30	700,000	775,614
	Winchester Gardens, Series 2004 A,		
	5.750% 11/01/24	500,000	538,490
<b>PA Bucks County Industrial Development Authority</b>	Ann s Choice, Inc., Series 2005 A:		
	6.125% 01/01/25	500,000	515,795
	6.250% 01/01/35	250,000	257,760
<b>PA Chartiers Valley Industrial &amp; Commercial Development Authority</b>	Asbury Health Center, Series 1999,		
	6.375% 12/01/24	1,000,000	1,024,700
	Friendship Village of South Hills, Series 2003 A,		
	5.750% 08/15/20	1,000,000	1,028,450
<b>PA Delaware County Authority</b>	Dunwoody Village, Series 2003 A,		
	5.375% 04/01/17	400,000	424,348
<b>PA Lancaster Industrial Development Authority</b>	Garden Spot Village, Series 2000 A,		

Municipal Bonds (continued)	Par (\$)	Value (\$)
[Redacted content]		

**HEALTH CARE (continued)**

**Continuing Care Retirement (continued)**






Edgar Filing: COLONIAL MUNICIPAL INCOME TRUST - Form N-Q

	7.625% 05/01/31	325,000	350,360
<b>PA Montgomery County Industrial Development Authority</b>			
	Whitemarsh Continuing Care Retirement Community, Series 2005:		
	6.125% 02/01/28	150,000	157,772
	6.250% 02/01/35	600,000	631,992
<b>PA Westmoreland County Industrial Development Authority</b>			
	Redstone Highlands, Series 2005 A:		
	5.750% 01/01/26	1,250,000	1,277,787
	5.875% 01/01/32	600,000	611,244
<b>TN Johnson City Health &amp; Educational Facilities Authority</b>			
	Appalachian Christian Village, Series 2004 A,		
	6.250% 02/15/32	250,000	254,538
<b>TN Metropolitan Government Nashville &amp; Davidson County</b>			
	Blakeford at Green Hills, Series 1998,		
	5.650% 07/01/24	575,000	572,211
<b>TN Shelby County Health, Educational &amp; Housing Facilities Board</b>			
	Germantown Village, Series 2003 A,		
	7.250% 12/01/34	300,000	314,031
<b>TX Abilene Health Facilities Development Corp.</b>			
	Sears Methodist Retirement Center: Series 1998 A,		
	5.900% 11/15/25	750,000	757,852
	Series 2003 A,		
	7.000% 11/15/33	200,000	215,888
<b>TX Houston Health Facilities Development Corp.</b>			
	Buckingham Senior Living Community, Inc., Series 2004 A,		
	7.000% 02/15/26	500,000	547,720
<b>VA Virginia Beach Development Authority</b>			
	Westminster-Canterbury of Hampton, Series 2005,		
	5.250% 11/01/26	450,000	456,345
<b>WI Health &amp; Educational Facilities Authority</b>			
	Clement Manor, Series 1998,		
	5.750% 08/15/24	1,000,000	999,400
	Eastcastle Place, Inc., Series 2004,		

Municipal Bonds (continued)	Par (\$)	Value (\$)
[Redacted content]		

**HEALTH CARE (continued)**

**Continuing Care Retirement  
(continued)**



Edgar Filing: COLONIAL MUNICIPAL INCOME TRUST - Form N-Q

	6.125% 12/01/34	300,000	305,097
	Three Pillars Senior Living Communities, Series 2003,		
	5.750% 08/15/26	500,000	518,385
	United Lutheran Program for the Aging, Series 1998,		
	5.700% 03/01/28	750,000	751,057
Continuing Care Retirement Total			24,811,361
<b>Health Services</b>	<b>2.7%</b>		

Edgar Filing: COLONIAL MUNICIPAL INCOME TRUST - Form N-Q

<b>CO Health Facilities Authority</b>			
	National Jewish Medical & Research Center, Series 1998:		
	5.375% 01/01/16	1,500,000	1,529,205
	5.375% 01/01/23	340,000	344,145
<b>MA Development Finance Agency</b>			
	Boston Biomedical Research Institute, Series 1999,		
	5.650% 02/01/19	620,000	639,418
<b>MA Health &amp; Educational Facilities Authority</b>			
	Civic Investments, Inc., Series 2002 A,		
	9.000% 12/15/15	750,000	910,132
<b>MN Minneapolis &amp; St. Paul Housing &amp; Redevelopment Authority</b>			
	Healthpartners Obligation Group, Series 2003,		
	5.625% 12/01/22	200,000	214,718
<b>WI Health &amp; Educational Facilities Authority</b>			
	Blood Center Southeastern Wisconsin, Series 2004,		
	5.750% 06/01/34	750,000	794,790
Health Services Total			4,432,408
<b>Hospitals 17.2%</b>			

Edgar Filing: COLONIAL MUNICIPAL INCOME TRUST - Form N-Q

<b>AR Conway Health Facilities Board</b>			
	Conway Regional Medical Center:		
	Series 1999 A,		
	6.400% 08/01/29	350,000	375,060
	Series 1999 B,		
	6.400% 08/01/29	850,000	910,860
<b>AR Washington County</b>			
	Washington Regional Medical Center,		
	Series 2005 B,		
	5.000% 02/01/30	600,000	605,136
<b>CA Rancho Mirage Joint Powers Financing Authority</b>			
	Eisenhower Medical Center,		
	Series 2004,		
	5.625% 07/01/29	750,000	789,960
<b>CA Turlock</b>			

<b>Municipal Bonds (continued)</b>	<b>Par (\$)</b>	<b>Value (\$)</b>
[Redacted content]		

**HEALTH CARE (continued)**

**Hospitals (continued)**





Edgar Filing: COLONIAL MUNICIPAL INCOME TRUST - Form N-Q

	Emanuel Medical Center, Inc., Series 2004, 5.375% 10/15/34	1,000,000	1,023,150
<b>CO Health Facilities Authority</b>			
	Evangelical Lutheran Good Samaritan Foundation, Series 2005, 5.000% 06/01/35	250,000	253,853
	Parkview Medical Center, Series 2004, 5.000% 09/01/25	550,000	560,334
	Vail Valley Medical Center, Series 2004, 5.000% 01/15/20	500,000	516,630
<b>FL South Lake County Hospital District</b>			
	South Lake Hospital, Inc., Series 2003, 6.375% 10/01/34	250,000	271,415
<b>FL West Orange Healthcare District</b>			
	Series 2001 A, 5.650% 02/01/22	400,000	423,096
<b>IL Health Facilities Authority</b>			
	Thorek Hospital & Medical Center, Series 1998, 5.375% 08/15/28	500,000	510,515
<b>IL Southwestern Development Authority</b>			
	Anderson Hospital: Series 1999, 5.500% 08/15/20	550,000	568,942
	Series 1999: 5.375% 08/15/15	500,000	517,855
<b>IN Health Facility Financing Authority</b>			
	Community Foundation of Northwest Indiana, Inc., Series 2004 A, 6.000% 03/01/34	425,000	453,250
<b>LA Public Facilities Authority</b>			
	Touro Infirmary, Series 1999 A: 5.500% 08/15/19	250,000	249,288
	5.625% 08/15/29	525,000	521,267
<b>MA Health &amp; Educational Facilities Authority</b>			
	Jordan Hospital, Series 2003 E, 6.750% 10/01/33	250,000	274,528
	Milford - Whitinsville Regional Hospital: Series 1998 C, 5.250% 07/15/18	500,000	504,030
	Series 2002 D, 6.350% 07/15/32	250,000	266,358

<b>Municipal Bonds (continued)</b>	<b>Par (\$)</b>	<b>Value (\$)</b>
[Redacted content]		

**HEALTH CARE (continued)**

**Hospitals (continued)**



Edgar Filing: COLONIAL MUNICIPAL INCOME TRUST - Form N-Q

<b>MD Health &amp; Higher Educational Facilities Authority</b>			
	Adventist Healthcare, Series 2003 A:		
	5.000% 01/01/16	365,000	377,658
	5.750% 01/01/25	400,000	429,156
<b>MI Dickinson County</b>			
	Series 1999, 5.700% 11/01/18	770,000	797,897
<b>MI Flint Hospital Building Authority</b>			
	Hurley Medical Center, Series 1998 A, 5.375% 07/01/20	460,000	459,738
<b>MN St. Paul Housing &amp; Redevelopment Authority</b>			
	HealthEast, Inc., Series 2001 A, 5.700% 11/01/15	2,000,000	2,071,420
<b>MO Saline County Industrial Development Authority</b>			
	John Fitzgibbon Memorial Hospital, Series 2005, 5.625% 12/01/35	985,000	990,083
<b>NH Higher Educational &amp; Health Facilities Authority</b>			
	Catholic Medical Center, Series 2002, 6.125% 07/01/32	200,000	213,602
	Littleton Hospital Association, Inc.: Series 1998 A: 5.900% 05/01/18	500,000	512,405
	6.000% 05/01/28	625,000	641,881
	Series 1998 B, 5.900% 05/01/28	675,000	689,215
<b>NJ Health Care Facilities Financing Authority</b>			
	Capital Health Systems, Inc., Series 2003 A, 5.750% 07/01/23	500,000	538,675
<b>NV Henderson</b>			
	St. Rose Dominican Hospital, Series 1998 A, 5.375% 07/01/26	385,000	394,687
<b>NY Dormitory Authority</b>			
	Mount Sinai Hospital New York University Center: Series 2000 C, 5.500% 07/01/26	575,000	583,596
	Series 2000, 5.500% 07/01/26	175,000	177,616
	North Shore - Long Island Jewish Medical Center, Series 2003, 5.500% 05/01/33	200,000	214,414

<b>Municipal Bonds (continued)</b>	<b>Par (\$)</b>	<b>Value (\$)</b>
[Redacted content]		

**HEALTH CARE (continued)**

**Hospitals (continued)**



Edgar Filing: COLONIAL MUNICIPAL INCOME TRUST - Form N-Q

<b>OH Highland County Joint Township</b>			
	Hospital District, Series 1999, 6.750% 12/01/29	695,000	711,381
<b>OH Lakewood</b>			
	Lakewood Hospital Association, Series 2003, 5.500% 02/15/14	400,000	429,212
<b>OH Miami County Hospital Facilities Authority</b>			
	Upper Valley Medical Center, Inc., Series 1996 A, 6.250% 05/15/16	665,000	680,980
<b>OH Sandusky County</b>			
	County Memorial Hospital, Series 1998, 5.150% 01/01/08	270,000	272,149
<b>PA Allegheny County Hospital Development Authority</b>			
	Ohio Valley General Hospital, Series 1998 A, 5.450% 01/01/28	1,050,000	1,069,708
<b>SC Jobs Economic Development Authority</b>			
	Bon Secours-St. Francis Medical Center, Series 2002 A, 5.500% 11/15/23	1,250,000	1,322,387
<b>SC Lexington County Health Services District</b>			
	Lexington Medical Center Project, Refunding, Series 2003, 5.500% 11/01/23	750,000	797,167
<b>SD Health &amp; Educational Facilities Authority</b>			
	Sioux Valley Hospital & Health System, Series 2004 A, 5.250% 11/01/34	525,000	549,607
<b>TX Tyler Health Facilities Development Corp.</b>			
	Mother Frances Hospital, Series 2001, 6.000% 07/01/31	750,000	795,285
<b>VA Prince William County Industrial Development Authority</b>			
	Potomac Hospital Corp., Series 2003, 5.200% 10/01/30	350,000	366,181
<b>VT Educational &amp; Health Buildings Finance Agency</b>			
	Brattleboro Memorial Hospital, Series 1998, 5.375% 03/01/28	500,000	501,030

<b>Municipal Bonds (continued)</b>	<b>Par (\$)</b>	<b>Value (\$)</b>
[Redacted content]		



**HEALTH CARE (continued)**

**Hospitals (continued)**



Edgar Filing: COLONIAL MUNICIPAL INCOME TRUST - Form N-Q

**WI Health & Educational Facilities  
Authority**

	Aurora Health Care, Inc., Series 2003, 6.400% 04/15/33	350,000	388,402
	Fort Healthcare, Inc., Series 2004, 6.100% 05/01/34	750,000	809,550
	Wheaton Franciscan Services, Series 2002, 5.750% 08/15/30	450,000	480,632
Hospitals Total			27,861,241

**Intermediate Care Facilities 0.6%**

**IN Health Facilities Financing  
Authority**

	Hoosier Care, Inc.,		
	Series 1999 A,		
	7.125% 06/01/34	1,040,000	1,004,744
Intermediate Care Facilities Total			1,004,744
<b>Nursing Homes 6.4%</b>			

Edgar Filing: COLONIAL MUNICIPAL INCOME TRUST - Form N-Q

<b>AK Juneau</b>	St. Ann's Care Center, Inc., Series 1999, 6.875% 12/01/25	975,000	955,500
<b>CO Health Facilities Authority</b>	American Housing Foundation I, Inc., Series 2003 A, 8.500% 12/01/31	535,000	559,680
	Volunteers of America Care Facilities: Series 1998 A: 5.450% 07/01/08	145,000	145,154
	5.750% 07/01/20	700,000	714,679
	Series 1999 A, 6.000% 07/01/29	350,000	354,529
<b>IA Finance Authority</b>	Care Initiatives: Series 1996, 9.250% 07/01/25	960,000	1,148,851
	Series 1998 B, 5.750% 07/01/18	550,000	547,613
	Series 1998 B: 5.750% 07/01/28	1,475,000	1,371,293
<b>IN Gary</b>	West Side Health Care Center, Series 1987 A, 11.500% 10/01/17(c)	2,230,000	669,000
<b>IN Michigan City Health Facilities Authority</b>	Metro Health Foundation, Inc. Project, Series 1993, 11.000% 11/01/22(d)	3,346,355	37,646
<b>KY Kentucky Economic Development Finance Authority</b>			

Municipal Bonds (continued)	Par (\$)	Value (\$)
[Redacted content]		

**HEALTH CARE (continued)**


**Nursing Homes (continued)**



Edgar Filing: COLONIAL MUNICIPAL INCOME TRUST - Form N-Q

	Series 2003, 6.500% 01/01/29	395,000	402,853
<b>MA Development Finance Agency</b>			
	AHF/Woodlawn Manor, Inc.: Series 2000 A, 7.750% 12/01/27(c)	364,000	163,800
	Series 2000 B, 10.250% 06/01/27(c)	113,186	5,659
	Alliance Health Care Facilities, Series 1999 A, 7.100% 07/01/32	1,120,000	1,148,437
<b>MA Industrial Finance Agency</b>			
	First Mortgage GF/Massachusetts, Inc., Series 1994 A, 8.300% 07/01/23	855,000	849,519
<b>MI Cheboygan County Economic Development Corp.</b>			
	Metro Health Foundation, Series 1993, 11.000% 11/01/22(d)	1,814,584	20,414
<b>MN Carlton</b>			
	Inter-Faith Social Services, Inc., Series 2000, 7.500% 04/01/19	250,000	264,342
<b>MN Sartell</b>			
	Foundation for HealthCare, Series 1999 A, 6.625% 09/01/29	1,025,000	1,042,456
Nursing Homes Total			10,401,425
HEALTH CARE TOTAL			68,511,179

**HOUSING 16.0%**  
**Assisted Living/Senior 4.8%**






Edgar Filing: COLONIAL MUNICIPAL INCOME TRUST - Form N-Q

<b>DE Kent County</b>			
	Heritage at Dover, Series 1999, AMT, 7.625% 01/01/30	1,180,000	1,081,045
<b>GA Columbus Housing Authority</b>			
	The Gardens at Calvary, Series 1999, 7.000% 11/15/19	480,000	461,573
<b>IL Development Finance Authority</b>			
	Care Institute, Inc., Series 1995, 8.250% 06/01/25	1,380,000	1,423,235
<b>MN Roseville</b>			
	Care Institute, Inc., Series 1993,		

Municipal Bonds (continued)	Par (\$)	Value (\$)
[Redacted content]		

**HOUSING (continued)**

**Assisted Living/Senior (continued)**



Edgar Filing: COLONIAL MUNICIPAL INCOME TRUST - Form N-Q

	7.750% 11/01/23	1,630,000	1,391,026
<b>NC Medical Care Commission</b>			
	DePaul Community Facilities, Series 1999,		
	7.625% 11/01/29	960,000	1,008,038
<b>NY Huntington Housing Authority</b>			
	Gurwin Jewish Senior Center, Series 1999 A:		
	5.875% 05/01/19	420,000	425,909
	6.000% 05/01/29	650,000	661,291
<b>TX Bell County Health Facility Development Corp.</b>			
	Care Institute, Inc., Series 1994,		
	9.000% 11/01/24	1,355,000	1,298,293
Assisted Living/Senior Total			7,750,410
<b>Multi-Family 9.3%</b>			

Edgar Filing: COLONIAL MUNICIPAL INCOME TRUST - Form N-Q

<b>DC Housing Finance Agency</b>	Henson Ridge, Series 2004 E, AMT, Insured: FHA		
	5.100% 06/01/37	655,000	669,941
<b>DE Wilmington</b>	Electra Arms Senior Association Project, Series 1998, AMT,		
	6.250% 06/01/28	910,000	892,601
<b>FL Broward County Housing Finance Authority</b>	Chaves Lake Apartment Project, Series 2000 A, AMT,		
	7.500% 07/01/40	500,000	520,085
<b>FL Capital Trust Agency</b>	Atlantic Housing Foundation, Inc., Series 2005 C,		
	5.875% 01/01/28	660,000	667,742
<b>FL Clay County Housing Finance Authority</b>	Madison Commons Apartments, Series 2000 A, AMT,		
	7.450% 07/01/40	500,000	504,185
<b>MA Housing Finance Agency</b>	Series 2004 A, AMT, Insured: FSA		
	5.250% 07/01/25	2,000,000	2,060,000
	Series 2005 E, AMT, 5.000% 12/01/28	500,000	504,550
<b>MN Minneapolis Student Housing</b>	Riverton Community Housing Project, Series 2006 A,		
	5.700% 08/01/40	500,000	496,480
<b>MN Washington County Housing &amp; Redevelopment Authority</b>			

<b>Municipal Bonds (continued)</b>	<b>Par (\$)</b>	<b>Value (\$)</b>
[Redacted content]		

**HOUSING (continued)**

**Multi-Family (continued)**



Edgar Filing: COLONIAL MUNICIPAL INCOME TRUST - Form N-Q

	Cottages of Aspen, Series 1992, AMT, 9.250% 06/01/22	950,000	970,339
<b>MN White Bear Lake</b>			
	Birch Lake Townhome Project, Series 1989 A, AMT, 10.250% 07/15/19	1,770,000	1,681,500
	Birch Lake Townhome, Series 1989 B, (a) 07/15/19	624,000	180,960
<b>NC Medical Care Commission</b>			
	ARC Projects, Series 2004 A, 5.800% 10/01/34	800,000	855,168
<b>NM Mortgage Finance Authority</b>			
	Series 2005 E, AMT, Insured: FHA 4.800% 09/01/40	1,000,000	986,210
<b>NY New York City Housing Development Corp.</b>			
	Series 2005 F-1, 4.650% 11/01/25	750,000	772,950
<b>OH Montgomery County</b>			
	Series 2005, Insured: FHLMC 4.950% 11/01/35	250,000	253,052
<b>Resolution Trust Corp.</b>			
	Pass-Through Certificates, Series 1993 A, 9.750% 12/01/16(e)	455,481	448,057
<b>TN Franklin Industrial Development Board</b>			
	Landings Apartment Project, Series 1996 B, 8.750% 04/01/27	670,000	682,047
<b>TX Affordable Housing Corp.</b>			
	NHT/GTEX Project, Series 2001 C, 10.000% 10/01/31(c)	685,000	6,850
<b>TX El Paso County Housing Finance Corp.</b>			
	American Village Communities: Series 2000 C, 8.000% 12/01/32	295,000	304,543
	Series 2000 D, 10.000% 12/01/32	300,000	310,869
<b>VA Alexandria Redevelopment &amp; Housing Authority</b>			
	Courthouse Commons Apartments, Series 1990 A, AMT, 10.000% 01/01/21	1,000,000	826,060
<b>WA Seattle Housing Authority</b>			



Municipal Bonds (continued)	Par (\$)	Value (\$)
[Redacted content]		

**HOUSING (continued)**

**Multi-Family (continued)**



Edgar Filing: COLONIAL MUNICIPAL INCOME TRUST - Form N-Q

	High Rise Rehabilitation Phase I LP, Series 2005, AMT, Insured: FSA 5.000% 11/01/25	500,000	508,410
Multi-Family Total			15,102,599
<b>Single-Family 1.9%</b>			

Edgar Filing: COLONIAL MUNICIPAL INCOME TRUST - Form N-Q

<b>KY Kentucky County</b>			
	Series 1987 A, AMT, Insured: MBIA		
	9.000% 09/01/16	15,000	15,044
<b>MA Housing Finance Agency</b>			
	Series 2005 118, AMT, 4.850% 12/01/35	1,160,000	1,150,883
	Series 2005 B, 5.000% 06/01/30	500,000	515,660
<b>ME Housing Authority</b>			
	Series 2005 D-2, AMT, 4.800% 11/15/36	500,000	500,670
<b>WI Housing &amp; Economic Development Authority</b>			
	Series 2005 C, AMT, 4.875% 03/01/36	1,000,000	994,530
Single-Family Total			3,176,787
HOUSING TOTAL			26,029,796

**INDUSTRIALS** 8.1%  
**Food Products** 1.6%

Edgar Filing: COLONIAL MUNICIPAL INCOME TRUST - Form N-Q

<b>GA Cartersville Development Authority</b>			
	Anheuser Busch Project, Inc., Series 2002, AMT, 5.950% 02/01/32	1,000,000	1,063,150
<b>LA Southern Louisiana Port Commission</b>			
	Cargill, Inc., Series 1997, 5.850% 04/01/17	500,000	515,130
<b>MI Strategic Fund</b>			
	Imperial Holly Corp., Series 1998 A, 6.250% 11/01/15	1,000,000	1,014,740
Food Products Total			2,593,020
<b>Forest Products &amp; Paper 2.4%</b>			

Edgar Filing: COLONIAL MUNICIPAL INCOME TRUST - Form N-Q

**AL Camden Industrial Development Board**

	Weyerhaeuser Co., Series 2003 B, AMT, 6.375% 12/01/24	400,000	437,664
--	---	---------	---------

**AL Courtland Industrial Development Board**


Champion International  
Corp.,

Municipal Bonds (continued)	Par (\$)	Value (\$)
	[Redacted Content]	



**INDUSTRIALS (continued)**

**Forest Products & Paper (continued)**



Edgar Filing: COLONIAL MUNICIPAL INCOME TRUST - Form N-Q

	Series 1999, AMT, 6.000% 08/01/29	1,000,000	1,044,330
<b>AL Phenix City Industrial Development Board</b>			
	Meadwestvaco Corp., Series 2002 A, AMT, 6.350% 05/15/35	400,000	430,204
<b>GA Rockdale County Development Authority</b>			
	Visy Paper, Inc., Series 1993, AMT, 7.500% 01/01/26	800,000	802,472
<b>MS Lowndes County</b>			
	Weyerhaeuser Co. Project, Series 1992 B, 6.700% 04/01/22	595,000	712,500
<b>VA Bedford County Industrial Development Authority</b>			
	Nekoosa Packaging Corp., Series 1998, AMT, 5.600% 12/01/25	400,000	395,192
Forest Products & Paper Total			3,822,362
<b>Manufacturing 0.9%</b>			

Edgar Filing: COLONIAL MUNICIPAL INCOME TRUST - Form N-Q

<b>IL Will-Kankakee Regional Development Authority</b>			
	Flanders Corp., Precisionaire Project,		
	Series 1997, AMT,		
	6.500% 12/15/17	745,000	754,633
<b>TX Trinity River Authority</b>			
	Texas Instruments Project,		
	Series 1996, AMT,		
	6.200% 03/01/20	750,000	765,465
Manufacturing Total			1,520,098
<b>Metals &amp; Mining 0.3%</b>			

Edgar Filing: COLONIAL MUNICIPAL INCOME TRUST - Form N-Q

**NV Department of Business & Industry**

Wheeling-Pittsburgh Steel  
Corp.,  
Series 1999 A, AMT,  
8.000% 09/01/14

205,000      203,368

**VA Greensville County Industrial  
Development Authority**

Wheeling-Pittsburgh Steel  
Corp.,  
Series 1999 A, AMT,  
7.000% 04/01/14

345,000      320,188

Metals & Mining Total

523,556

**Oil & Gas 2.9%**

**NJ Middlesex County Pollution Control  
Authority**

Amerada Hess Corp.,  
Series 2004,

<b>Municipal Bonds (continued)</b>	<b>Par (\$)</b>	<b>Value (\$)</b>
[Redacted content]		

**INDUSTRIALS (continued)**

**Oil & Gas (continued)**



Edgar Filing: COLONIAL MUNICIPAL INCOME TRUST - Form N-Q

	6.050% 09/15/34	115,000	125,724
<b>NV Clark County Industrial Development Authority</b>			
	Southwest Gas Corp., Series 2005 A, AMT, Insured: AMBAC		
	4.850% 10/01/35	3,000,000	3,036,600
<b>TX Gulf Coast Industrial Development Authority</b>			
	Citgo Petroleum, Series 1998, AMT,		
	8.000% 04/01/28	375,000	421,650
<b>VI Virgin Islands Public Finance Authority</b>			
	Hovensa LLC: Series 2003, AMT,		
	6.125% 07/01/22	425,000	466,794
	Series 2004, AMT,		
	5.875% 07/01/22	400,000	433,100
<b>VI Virgin Islands</b>			
	Hovensa LLC, Series 2002, AMT,		
	6.500% 07/01/21	250,000	282,838
Oil & Gas Total			4,766,706
<b>INDUSTRIALS TOTAL</b>			<b>13,225,742</b>



**OTHER 13.7%**

**Other 0.5%**



Edgar Filing: COLONIAL MUNICIPAL INCOME TRUST - Form N-Q

<b>NY Convention Center Operating Corp.</b>			
	Yale Building Project, Series 2003, (a) 06/01/08	1,000,000	921,620
Other Total			921,620

**Pool/Bond Bank 0.8%**

Edgar Filing: COLONIAL MUNICIPAL INCOME TRUST - Form N-Q

<b>MI Municipal Bond Authority</b>			
	Local Government Loan, Series 2001 A, Insured: AMBAC		
	5.375% 11/01/17	550,000	595,276
<b>OH Summit County Port Authority</b>			
	Twinsburg Township, Series 2005 D,		
	5.125% 05/15/25	655,000	655,000
Pool/Bond Bank Total			1,250,276
<b>Refunded/Escrowed(f) 10.1%</b>			


**CA Golden State Tobacco Securitization  
Corp.**

Series 2003 B, Pre-refunded 06/01/13, 5.500% 06/01/43	500,000	554,215
---	---------	---------

<b>Municipal Bonds (continued)</b>	<b>Par (\$)</b>	<b>Value (\$)</b>
[Redacted content]		

**OTHER (continued)**

**Refunded/Escrowed(f) (continued)**



Edgar Filing: COLONIAL MUNICIPAL INCOME TRUST - Form N-Q


<b>CA Orange County Community Facilities District</b>			
	Ladera Ranch, Series 1999 A, Pre-refunded 08/15/09, 6.500% 08/15/21	1,000,000	1,112,340
<b>CA Statewide Communities Development Authority</b>			
	Eskaton Village - Grass Valley, Series 2000, Pre-refunded 11/15/10, 8.250% 11/15/31(b)	725,000	867,593
<b>CO E-470 Public Highway Authority</b>			
	Series 2000 B, Pre-refunded 09/01/10, Insured: MBIA (a) 09/01/35	8,750,000	1,127,175
<b>CT Development Authority Sewer Sludge Disposal Facilities</b>			
	New Haven Residuals LP, Series 1996, AMT, Escrowed to Maturity, 8.250% 12/01/06	240,000	248,374
<b>FL Northern Palm Beach County Improvement District</b>			
	Series 1999, Pre-refunded 08/01/09, Insured: MBIA 5.900% 08/01/19	500,000	543,465
<b>FL Orange County Health Facilities Authority</b>			
	Orlando Regional Healthcare System, Series 2002, Pre-refunded 12/01/12, 5.750% 12/01/32	150,000	167,783
<b>GA Forsyth County Hospital Authority</b>			
	Georgia Baptist Health Care System, Series 1998, Escrowed to Maturity, 6.000% 10/01/08	480,000	496,502
<b>ID Health Facilities Authority</b>			
	IHC Hospitals, Inc., Series 1992, Escrowed to Maturity, 6.650% 02/15/21	2,750,000	3,547,912
<b>IL Health Facilities Authority</b>			
	Swedish American Hospital, Series 2000, Pre-refunded 05/15/10, 6.875% 11/15/30	500,000	560,660
<b>IL Metropolitan Pier &amp; Exposition Authority</b>			
	McCormick Place Expansion, Series 1993 A,		

<b>Municipal Bonds (continued)</b>	<b>Par (\$)</b>	<b>Value (\$)</b>
[Redacted content]		



**OTHER (continued)**

**Refunded/Escrowed(f) (continued)**



Edgar Filing: COLONIAL MUNICIPAL INCOME TRUST - Form N-Q

	Escrowed to Maturity, Insured: FGIC (a) 06/15/14	1,010,000	722,524
<b>IL University of Illinois</b>			
	Series 2001 A, Pre-refunded 08/15/11, Insured: AMBAC 5.500% 08/15/17	600,000	656,544
<b>MA Development Finance Agency</b>			
	Western New England College, Series 2002, Pre-refunded 12/01/12, 6.125% 12/01/32	200,000	229,642
<b>NC Lincoln County</b>			
	Lincoln County Hospital, Series 1991, Escrowed to Maturity, 9.000% 05/01/07	140,000	144,764
<b>NV Henderson</b>			
	St. Rose Dominican Hospital, Series 1998 A, Pre-refunded 07/01/08, 5.375% 07/01/26	115,000	119,963
<b>NY New York</b>			
	Series 1998 H, Escrowed to Maturity, 5.125% 08/01/25	185,000	194,056
<b>PA Delaware County Authority</b>			
	Mercy Health Corp., Series 1996, Escrowed to Maturity: 6.000% 12/15/16 6.000% 12/15/26	1,400,000 500,000	1,455,132 519,885
<b>PR Commonwealth of Puerto Rico Public Finance Corp.</b>			
	Series 2002 E, Escrowed to Maturity, 6.000% 08/01/26	80,000	100,248
<b>TN Shelby County Health, Educational &amp; Housing Facilities Board</b>			
	Open Arms Development Centers: Series 1992 A, Pre-refunded 08/01/07, 9.750% 08/01/19	435,000	488,792
	Series 1992 C, Pre-refunded 08/01/12, 9.750% 08/01/19	440,000	494,410
<b>TX Board of Regents</b>			
	University of Texas, Series 2001 B, Escrowed to Maturity, 5.375% 08/15/18	350,000	379,026
<b>WI Health &amp; Educational Facilities Authority</b>			

Municipal Bonds (continued)	Par (\$)	Value (\$)
[Redacted content]		

**OTHER (continued)**

**Refunded/Escrowed(f) (continued)**



Edgar Filing: COLONIAL MUNICIPAL INCOME TRUST - Form N-Q

	Attic Angel Obligated Group, Series 1998, Pre-refunded 11/17/08, 5.750% 11/15/27	875,000	940,809
<b>WV Hospital Finance Authority</b>			
	Charleston Area Medical Center, Series 2000 A, Pre-refunded 09/01/10, 6.750% 09/01/30	605,000	688,889
Refunded/Escrowed Total			16,360,703
<b>Tobacco 2.3%</b>			

Edgar Filing: COLONIAL MUNICIPAL INCOME TRUST - Form N-Q

<b>CA California County Tobacco Securitization Agency</b>			
	Series 2006, (a) 06/01/46	3,500,000	259,735
<b>CA Golden State Tobacco Securitization Corp.</b>			
	Series 2003 A-1, 6.250% 06/01/33	1,600,000	1,750,880
<b>NJ Tobacco Settlement Financing Corp.</b>			
	Series 2003, 6.750% 06/01/39	1,000,000	1,124,750
<b>WA Tobacco Settlement Authority</b>			
	Series 2002, 6.625% 06/01/32	500,000	550,500
Tobacco Total			3,685,865
OTHER TOTAL			22,218,464

**OTHER REVENUE** 5.2%

**Hotels** 1.9%

Edgar Filing: COLONIAL MUNICIPAL INCOME TRUST - Form N-Q

<b>NJ Middlesex County Improvement Authority</b>			
	Heldrich Associates LLC, Series 2005 B, 6.250% 01/01/37	1,000,000	997,390
<b>PA Philadelphia Authority for Industrial Development</b>			
	Doubletree Project, Series 1997 A, 6.500% 10/01/27	2,000,000	2,080,040
<b>Hotels Total</b>			<b>3,077,430</b>
<b>Recreation 1.8%</b>			



**CA Agua Caliente Band of Cahuilla  
Indians**

Series 2003,

5.600% 07/01/13

775,000

809,030

Municipal Bonds (continued)	Par (\$)	Value (\$)
[Redacted content]		

**OTHER REVENUE (continued)**

**Recreation (continued)**



Edgar Filing: COLONIAL MUNICIPAL INCOME TRUST - Form N-Q

<b>CA Cabazon Band Mission Indians</b>			
	Series 2004::		
	8.375% 10/01/15(e)	205,000	209,955
	8.750% 10/01/19(e)	780,000	799,289
<b>CT Mashantucket Western Pequot</b>			
	Series 1999 B,		
	(a) 09/01/18(e)	1,100,000	573,386
<b>CT Mohegan Tribe Gaming Authority</b>			
	Series 2001,		
	6.250% 01/01/31(e)	200,000	213,528
<b>NM Red River Sports Facility</b>			
	Red River Ski Area,		
	Series 1998,		
	6.450% 06/01/07	350,000	350,879
Recreation Total			2,956,067
<b>Retail 1.5%</b>			

Edgar Filing: COLONIAL MUNICIPAL INCOME TRUST - Form N-Q

<b>LA Beauregard Parish</b>			
	Office Max, Series 2002, 6.800% 02/01/27	1,000,000	1,082,630
<b>NY New York City Industrial Development Agency</b>			
	IAC/Interactive Corp., Series 2005, 5.000% 09/01/35	750,000	754,343
<b>OH Lake County</b>			
	North Madison Properties, Series 1993, 8.819% 09/01/11	570,000	569,333
Retail Total			2,406,306
OTHER REVENUE TOTAL			8,439,803

**RESOURCE RECOVERY 2.1%**

**Disposal 0.8%**



Edgar Filing: COLONIAL MUNICIPAL INCOME TRUST - Form N-Q

<b>CA Pollution Control Financing Authority</b>			
	Republic Services, Series 2002 C, AMT, 5.250% 06/01/23	500,000	530,625
<b>UT Carbon County</b>			
	Laidlaw Environmental: Series 1995 A, AMT, 7.500% 02/01/10	250,000	255,060
	Series 1997 A, AMT, 7.450% 07/01/17	500,000	527,650
Disposal Total			1,313,335

Municipal Bonds (continued)	Par (\$)	Value (\$)
	[Redacted content]	



**RESOURCE RECOVERY (continued)**

**Resource Recovery 1.3%**



Edgar Filing: COLONIAL MUNICIPAL INCOME TRUST - Form N-Q

<b>MA Industrial Finance Agency</b>			
	Ogden Haverhill Associates, Series 1998 A, AMT,		
	5.500% 12/01/13	1,000,000	1,019,920
<b>PA Delaware County Industrial Development Authority</b>			
	American REF-Fuel Co., Series 1997 A,		
	6.200% 07/01/19	1,000,000	1,049,320
Resource Recovery Total			2,069,240
<b>RESOURCE RECOVERY TOTAL</b>			<b>3,382,575</b>

**TAX-BACKED 28.0%**  
**Local Appropriated 1.7%**



Edgar Filing: COLONIAL MUNICIPAL INCOME TRUST - Form N-Q

<b>CA Compton</b>			
	Civic Center & Capital Improvements, Series 1997 A, 5.500% 09/01/15	1,000,000	1,041,980
<b>SC Dorchester County School District No. 2</b>			
	Series 2004, 5.250% 12/01/29	500,000	527,975
<b>SC Laurens County School District No. 55</b>			
	Series 2005, 5.250% 12/01/30	700,000	724,318
<b>SC Newberry County School District</b>			
	Series 2005, 5.000% 12/01/30	400,000	406,176
Local Appropriated Total			2,700,449
<b>Local General Obligations 9.5%</b>			

Edgar Filing: COLONIAL MUNICIPAL INCOME TRUST - Form N-Q

<b>CA East Side Union High School District</b>	Series 2003 B, Insured: MBIA 5.100% 02/01/20	750,000	835,710
<b>CA Fresno Unified School District</b>	Series 2002 A, Insured: MBIA 6.000% 02/01/18	1,245,000	1,487,128
<b>CA Los Angeles Unified School District</b>	Series 2002 E, Insured: MBIA 5.750% 07/01/16	600,000	699,810
<b>CA Vallejo City Unified School District</b>	Series 2002 A, Insured: MBIA 5.900% 08/01/25	1,000,000	1,212,910

Municipal Bonds (continued)	Par (\$)	Value (\$)
[Redacted content]		

**TAX-BACKED (continued)**

**Local General Obligations (continued)**

--	--

Edgar Filing: COLONIAL MUNICIPAL INCOME TRUST - Form N-Q

<b>CO Castle Oaks Metropolitan District</b>	Series 2005, 6.125% 12/01/35	500,000	498,625
<b>CO Northwest Metropolitan District No. 3</b>	Series 2005, 6.250% 12/01/35	500,000	513,015
<b>LA New Orleans</b>	Series 1991, Insured: AMBAC (a) 09/01/15	4,000,000	2,537,800
<b>NJ Bergen County Improvement Authority</b>	Series 2005, 5.000% 11/15/24	1,000,000	1,115,350
<b>NY New York</b>	Series 1998 H, 5.125% 08/01/25	4,815,000	5,016,652
<b>TX Dallas County Flood Control District</b>	Series 2002, 7.250% 04/01/32	750,000	799,717
<b>TX Irving Independent School District</b>	Series 1997 A, Insured: PSFG (a) 02/15/16	1,000,000	660,000
<b>Local General Obligations Total</b>			15,376,717
<b>Special Non-Property Tax 6.7%</b>			



Edgar Filing: COLONIAL MUNICIPAL INCOME TRUST - Form N-Q

<b>CA San Diego Redevelopment Agency</b>			
	Series 2001, Insured: FSA		
	(a) 09/01/18	1,015,000	594,902
<b>IL Bolingbrook</b>			
	Sales Tax Revenue, Series 2005,		
	(a) 01/01/24	500,000	449,495
<b>IL Metropolitan Pier &amp; Exposition Authority</b>			
	McCormick Place Expansion::		
	Series 1994 A, Insured: MBIA		
	(a) 06/15/15	3,000,000	2,049,780
	Series 1996 A, Insured: MBIA		
	(a) 12/15/13	5,000,000	3,667,100
	Series 2002 A, Insured: FGIC		
	(a) 06/15/14	3,990,000	2,856,640
<b>KS Wyandotte County</b>			
	Series 2005, 5.000% 12/01/20		
		225,000	232,713

Municipal Bonds (continued)	Par (\$)	Value (\$)
[Redacted content]		

**TAX-BACKED (continued)**

**Special Non-Property Tax (continued)**



Edgar Filing: COLONIAL MUNICIPAL INCOME TRUST - Form N-Q

<b>NJ Economic Development Authority</b>			
	Cigarette Tax, Series 2004:		
	5.500% 06/15/31	120,000	125,017
	5.750% 06/15/29	500,000	533,210
<b>PR Commonwealth of Puerto Rico Highway &amp; Transportation Authority</b>			
	Series 2003 AA, Insured: MBIA		
	5.500% 07/01/18	375,000	431,325
Special Non-Property Tax Total			10,940,182
<b>Special Property Tax 8.6%</b>			

Edgar Filing: COLONIAL MUNICIPAL INCOME TRUST - Form N-Q

<b>CA Huntington Beach Community Facilities District</b>	Grand Coast Resort, Series 2001-1, 6.450% 09/01/31	500,000	522,295
<b>CA Lincoln Community Facilities District No. 2003-1</b>	Series 2004, 5.550% 09/01/18	500,000	524,740
<b>CA Oakdale Public Financing Authority</b>	Central City Redevelopment Project, Series 2004, 5.375% 06/01/33	1,125,000	1,167,806
<b>CA Orange County Improvement Bond Act 1915</b>	Phase IV, No. 01-1-B, Series 2003, 5.750% 09/02/33	500,000	515,735
<b>CA Redwood City Community Facilities District No. 1</b>	Series 2003 B, 6.000% 09/01/33	300,000	311,724
<b>CA Temecula Valley Unified School District No. 1</b>	Series 2003, 6.125% 09/01/33	355,000	363,520
<b>CA Yorba Linda Redevelopment Agency</b>	Series 1998 A, Insured: MBIA (a) 09/01/24	1,325,000	580,403
<b>FL Celebration Community Development District</b>	Series 2003 A, 6.400% 05/01/34	740,000	784,400
<b>FL Colonial Country Club Community Development District</b>	Series 2003, 6.400% 05/01/33	490,000	523,815

<b>Municipal Bonds (continued)</b>	<b>Par (\$)</b>	<b>Value (\$)</b>
[Redacted content]		

**TAX-BACKED (continued)**

**Special Property Tax (continued)**

Edgar Filing: COLONIAL MUNICIPAL INCOME TRUST - Form N-Q


<b>FL Double Branch Community Development District</b>			
	Series 2002 A, 6.700% 05/01/34	495,000	539,515
<b>FL Heritage Palms Community Development District</b>			
	Series 1999 A, 6.250% 11/01/07	35,000	35,023
<b>FL Islands at Doral Southwest Community Development District</b>			
	Series 2003, 6.375% 05/01/35	250,000	264,423
<b>FL Lexington Oaks Community Development District</b>			
	Series 1998 A, 6.125% 05/01/19	685,000	691,836
<b>FL Orlando</b>			
	Conroy Road Interchange, Series 1998 A: 5.500% 05/01/10	105,000	107,195
	5.800% 05/01/26	300,000	305,997
<b>FL Seven Oaks Community Development District</b>			
	Series 2004 B, 5.000% 05/01/09	980,000	982,460
<b>FL Stoneybrook Community Development District</b>			
	Series 1998 A, 6.100% 05/01/19	230,000	232,332
	Series 1998 B, 5.700% 05/01/08	25,000	25,063
<b>FL Westchester Community Development District No.1</b>			
	Series 2003, 6.125% 05/01/35	275,000	288,604
<b>FL Westridge Community Development District</b>			
	Series 2005, 5.800% 05/01/37	1,000,000	1,003,990
<b>GA Atlanta</b>			
	Eastside Project, Series 2005 B, 5.400% 01/01/20	500,000	512,725
<b>IL Chicago</b>			
	Pilsen Redevelopment, Series 2004 B, 6.750% 06/01/22	310,000	322,295
<b>IL Lincolnshire Special Services Area No. 1</b>			
	Sedgebrook Project, Series 2004,		



Municipal Bonds (continued)	Par (\$)	Value (\$)
[Redacted content]		

**TAX-BACKED (continued)**

**Special Property Tax (continued)**



Edgar Filing: COLONIAL MUNICIPAL INCOME TRUST - Form N-Q

	6.250% 03/01/34	250,000	262,545
<b>IL Plano Special Service Area No.4</b>			
	Series 2005 5-B,		
	6.000% 03/01/35	1,500,000	1,490,115
<b>MI Pontiac Tax Increment Finance Authority</b>			
	Development Area No. 3,		
	Series 2002,		
	6.375% 06/01/31	450,000	485,280
<b>MI Taylor Tax Increment Finance Authority</b>			
	Series 2001,		
	Insured: FSA		
	5.375% 05/01/17	1,000,000	1,073,310
Special Property Tax Total			13,917,146
<b>State Appropriated 1.2%</b>			

Edgar Filing: COLONIAL MUNICIPAL INCOME TRUST - Form N-Q

<b>MI Building Authority</b>			
	Series 2001 I, 5.000% 10/15/24	1,000,000	1,055,500
<b>PR Commonwealth of Puerto Rico Public Finance Corp.</b>			
	Series 2002 E, 6.000% 08/01/26	820,000	986,862
State Appropriated Total			2,042,362
<b>State General Obligations 0.3%</b>			

Edgar Filing: COLONIAL MUNICIPAL INCOME TRUST - Form N-Q

CA State			
	Series 2003,		
	5.250% 02/01/23	380,000	426,007
State General Obligations Total			426,007
TAX-BACKED TOTAL			45,402,863

**TRANSPORTATION 13.0%**

**Air Transportation 4.6%**

Edgar Filing: COLONIAL MUNICIPAL INCOME TRUST - Form N-Q

<b>CA Los Angeles Regional Airport</b>			
	LAXfuel Corp.,		
	Series 2001, AMT,		
	Insured: AMBAC		
	5.250% 01/01/23	500,000	516,970
<b>CO Denver City &amp; County Airport</b>			
	United Air Lines, Inc.,		
	Series 1992 A, AMT,		
	6.875% 10/01/32	645,000	650,792
<b>FL Capital Trust Agency</b>			
	Air Cargo-Orlando,		
	Series 2003, AMT,		
	6.750% 01/01/32	350,000	368,099

<b>Municipal Bonds (continued)</b>	<b>Par (\$)</b>	<b>Value (\$)</b>
[Redacted content]		



**TRANSPORTATION (continued)**

**Air Transportation (continued)**



Edgar Filing: COLONIAL MUNICIPAL INCOME TRUST - Form N-Q

<b>IN Indianapolis Airport Authority</b>			
	FedEx Corp., Series 2004, AMT, 5.100% 01/15/17	500,000	525,120
<b>MN Minneapolis &amp; St. Paul Metropolitan Airports Commission</b>			
	Northwest Airlines, Inc.: Series 2001 A, AMT, 7.000% 04/01/25(d)	800,000	540,776
	Series 2005, AMT, 7.375% 04/01/25(d)	250,000	168,655
<b>NC Charlotte Douglas International Airport</b>			
	US Airways, Inc.: Series 1998, AMT, 5.600% 07/01/27	250,000	199,860
	Series 2000, AMT, 7.750% 02/01/28	500,000	504,450
<b>NJ Economic Development Authority</b>			
	Continental Airlines, Inc., Series 2003, AMT, 9.000% 06/01/33	1,250,000	1,364,687
<b>NY New York City Industrial Development Agency</b>			
	Terminal One Group-JFK International Airport, Series 2005, AMT, 5.500% 01/01/21	500,000	539,785
<b>NY New York City Industrial Development Authority</b>			
	JFK International Airport, American Airlines, Inc., Series 2002 B, AMT, 8.500% 08/01/28	500,000	545,265
<b>PA Philadelphia Authority for Industrial Development</b>			
	Aero Philadelphia, Series 1999, AMT, 5.250% 01/01/09	220,000	221,476
<b>TX Dallas-Fort Worth International Airport</b>			
	American Airlines, Inc., Series 2000 A, AMT, 9.000% 05/01/29	750,000	782,670
<b>TX Houston Industrial Development Corp.</b>			
	United Parcel Service, Series 2002, AMT, 6.000% 03/01/23	525,000	551,082
Air Transportation Total			7,479,687
<b>Airports 2.0%</b>			


Edgar Filing: COLONIAL MUNICIPAL INCOME TRUST - Form N-Q

<b>GA Augusta Airport</b>			
	Series 2005 B, AMT,		
	5.350% 01/01/28	215,000	219,816
<b>TX Dallas Fort Worth International Airport</b>			
	Series 2004 B, AMT,		

Municipal Bonds (continued)	Par (\$)	Value (\$)
[Redacted content]		

**TRANSPORTATION (continued)**

**Airports (continued)**



Edgar Filing: COLONIAL MUNICIPAL INCOME TRUST - Form N-Q

	Insured: FSA		
	5.000% 11/01/25	3,000,000	3,084,840
Airports Total			3,304,656
<b>Toll Facilities</b>	<b>3.0%</b>		

Edgar Filing: COLONIAL MUNICIPAL INCOME TRUST - Form N-Q

<b>CA San Joaquin Hills Transportation Corridor Agency</b>			
	Series 1997 A, Insured: MBIA		
	(a) 01/15/15	3,000,000	2,095,620
<b>CO E-470 Public Highway Authority</b>			
	Series 2000 B, Insured: MBIA		
	(a) 09/01/18	3,000,000	1,758,330
<b>CO Northwest Parkway Public Highway Authority</b>			
	Series 2001 D, 7.125% 06/15/41		
		1,000,000	941,660
Toll Facilities Total			4,795,610
<b>Transportation</b>		<b>3.4%</b>	

Edgar Filing: COLONIAL MUNICIPAL INCOME TRUST - Form N-Q

<b>NV Department of Business &amp; Industry</b>			
	Las Vegas Monorail, Series 2000, 7.375% 01/01/40	750,000	776,138
<b>NY Port Authority of New York &amp; New Jersey</b>			
	Series 2004, AMT, Insured: FSA 5.125% 07/15/30(g)	4,450,000	4,688,431
Transportation Total			5,464,569
TRANSPORTATION TOTAL			21,044,522



**UTILITIES 15.8%**

**Independent Power Producers 1.9%**


Edgar Filing: COLONIAL MUNICIPAL INCOME TRUST - Form N-Q

<b>NY Port Authority of New York &amp; New Jersey</b>	KIAC Partners, Series 1996 IV, AMT, 6.750% 10/01/11	2,000,000	2,021,920
<b>NY Suffolk County Industrial Development Authority</b>	Nissequogue Cogeneration Partners Facilities, Series 1998, AMT, 5.500% 01/01/23	550,000	515,807
<b>PA Carbon City Industrial Development Authority</b>	Panther Creek Partners Project, Series 2000, AMT,		

Municipal Bonds (continued)	Par (\$)	Value (\$)
[Redacted content]		

**UTILITIES (continued)**

**Independent Power Producers  
(continued)**



Edgar Filing: COLONIAL MUNICIPAL INCOME TRUST - Form N-Q

	6.650% 05/01/10	130,000	137,194
<b>PR Commonwealth of Puerto Rico Industrial, Tourist, Educational, Medical &amp; Environmental Cogeneration Facilities</b>			
	AES Project, Series 2000, AMT,		
	6.625% 06/01/26	320,000	347,990
Independent Power Producers Total			3,022,911
<b>Investor Owned 7.2%</b>			

Edgar Filing: COLONIAL MUNICIPAL INCOME TRUST - Form N-Q

<b>AZ Pima County Industrial Development Authority</b>	Tucson Electric Power Co., Series 1997 A, AMT, 6.100% 09/01/25	750,000	751,538
<b>CA Chula Vista Industrial Development Authority</b>	San Diego Gas & Electric Co., Series 1996 B, AMT, 5.500% 12/01/21	475,000	518,154
<b>FL Polk County Industrial Development Authority</b>	Tampa Electric Co., Series 1996, AMT, 5.850% 12/01/30	800,000	818,632
<b>IL Bryant</b>	Central Illinois Light Co., Series 1993, 5.900% 08/01/23	1,000,000	1,010,340
<b>IN Petersburg</b>	Indianapolis Power & Light Co., Series 1995, 6.625% 12/01/24	750,000	758,692
<b>LA Calcasieu Parish Industrial Development Board</b>	Entergy Gulf States, Inc., Series 1999, 5.450% 07/01/10	500,000	501,730
<b>LA West Feliciana Parish</b>	Entergy Gulf States, Inc., Series 1999 B, 6.600% 09/01/28	500,000	503,600
<b>MS Business Finance Corp.</b>	Systems Energy Resources, Series 1998, 5.875% 04/01/22	1,500,000	1,518,000
<b>MT Forsyth</b>	Portland General, Series 1998 A, 5.200% 05/01/33	225,000	231,831
<b>NV Clark County Industrial Development Authority</b>			

<b>Municipal Bonds (continued)</b>	<b>Par (\$)</b>	<b>Value (\$)</b>
[Redacted content]		

**UTILITIES (continued)**

**Investor Owned (continued)**





Edgar Filing: COLONIAL MUNICIPAL INCOME TRUST - Form N-Q

	Nevada Power Co., Series 1997 A, AMT, 5.900% 11/01/32	1,500,000	1,500,150
<b>OH Air Quality Development Authority</b>			
	Cleveland Electric Illuminating Co., Series 2002 A, 6.000% 12/01/13	650,000	677,716
<b>PA Economic Development Financing Authority</b>			
	Reliant Energy, Inc., Series 2001 A, AMT, 6.750% 12/01/36	400,000	428,240
<b>TX Brazos River Authority</b>			
	TXU Energy Co., LLC: Series 2001 C, AMT, 5.750% 05/01/36	220,000	233,565
	Series 2003 C, AMT, 6.750% 10/01/38	555,000	615,245
<b>VA Pittsylvania County Industrial Development Authority</b>			
	Virginia Electric & Power Co., Series 1994 A, AMT, 7.450% 01/01/09	600,000	612,678
<b>WY Campbell County</b>			
	Black Hills Power, Inc., Series 2004, 5.350% 10/01/24	1,000,000	1,036,460
Investor Owned Total			11,716,571
<b>Joint Power Authority 0.3%</b>			

Edgar Filing: COLONIAL MUNICIPAL INCOME TRUST - Form N-Q

<b>NC Eastern Municipal Power Agency</b>			
	Series 2003 F,		
	5.500% 01/01/16	430,000	463,979
Joint Power Authority Total			463,979
<b>Municipal Electric 2.8%</b>			

Edgar Filing: COLONIAL MUNICIPAL INCOME TRUST - Form N-Q

<b>CA Department of Water Resources</b>			
	Power Supply Revenue		
	Bonds,		
	Series 2002 A,		
	Insured: AMBAC		
	5.500% 05/01/14	2,000,000	2,217,620
<b>WA Seattle Light &amp; Power</b>			
	Series 2001,		
	Insured: FSA		
	5.500% 03/01/17	2,250,000	2,417,647
Total Municipal Electric			4,635,267
<b>Water &amp; Sewer 3.6%</b>			

---

**LA New Orleans Sewage Service**

Series 2005,

<b>Municipal Bonds (continued)</b>	<b>Par (\$)</b>	<b>Value (\$)</b>
[Redacted content]		

**UTILITIES (continued)**

**Water & Sewer (continued)**




Edgar Filing: COLONIAL MUNICIPAL INCOME TRUST - Form N-Q

	3.000% 07/26/06	1,000,000	989,840
<b>MA Water Resources Authority</b>			
	Series 1997 D, Insured: MBIA		
	5.000% 08/01/24	2,000,000	2,081,340
<b>MS V Lakes Utility District</b>			
	Series 1994, 8.250% 07/15/24 (c)	485,000	412,168
<b>TX Houston Water &amp; Sewer System</b>			
	Series 1991 C, Insured: AMBAC (a) 12/01/12	3,000,000	2,312,760
Water & Sewer Total			5,796,108
UTILITIES TOTAL			25,634,836

	<b>Total Municipal Bonds</b> <b>(cost of \$240,906,607)</b>	<b>242,911,474</b>
<b>Municipal Preferred Stocks</b>	<b>2.0%</b>	



**HOUSING 2.0%**  
**Multi-Family 2.0%**



Edgar Filing: COLONIAL MUNICIPAL INCOME TRUST - Form N-Q

<b>Charter Mac Equity Issuer Trust</b>			
	AMT,		
	6.000% 04/30/19(e)	1,000,000	1,108,340
	Series 2000, AMT,		
	7.600% 11/30/10(e)	500,000	563,720
<b>GMAC Municipal Mortgage Trust</b>			
	AMT,		
	5.600% 10/31/39(e)	500,000	527,025
<b>MuniMae Trust</b>			
	AMT,		
	5.800% 06/30/49(e)	1,000,000	1,051,180
Multi-Family Total			3,250,265
HOUSING TOTAL			3,250,265

**Total Municipal Preferred  
Stocks (cost of \$3,000,000)**

**3,250,265**

**Shares**

**Investment Company 0.0%**

Edgar Filing: COLONIAL MUNICIPAL INCOME TRUST - Form N-Q

---

Dreyfus Tax-Exempt Cash Management Fund	3,042	3,042
<b>Total Investment Company (cost of \$3,042)</b>		<b>3,042</b>

Short-Term Obligations	3.2%	Par (\$)	Value(\$)
[Redacted content]			

Edgar Filing: COLONIAL MUNICIPAL INCOME TRUST - Form N-Q

<b>VARIABLE RATE DEMAND NOTES (h) 3.2%</b>			
<b>FL Pinellas County Health Facility Authority</b>			
	Pooled Hospital Loan Program, Series 1985, LOC: Wachovia Bank N.A.		
	3.020% 12/01/15	100,000	100,000
<b>IL Health Facilities Authority</b>			
	OSF Healthcare Systems, Series 2002, LOC: Fifth Third Bank		
	3.020% 11/15/27	100,000	100,000
<b>KY Shelby County Lease</b>			
	Series 2004 A, LOC: U.S. Bank N.A.		
	3.010% 09/01/34	400,000	400,000
<b>MN Center City Health Care Facilities</b>			
	Hazelden Foundation Project, Series 2005, LOC: Bank of New York		
	3.000% 11/01/35	400,000	400,000
<b>MN Higher Education Facilities Authority</b>			
	St. Olaf College: Series 2002 5-M1, LOC: Harris Trust & Savings Bank		
	3.000% 10/01/32	100,000	100,000
	Series 2002 5-M2, LOC: Harris Trust & Savings Bank		
	3.000% 10/01/20	100,000	100,000
<b>MS Jackson County Pollution Control</b>			
	Chevron Corp., Series 1993, 2.970% 06/01/23	100,000	100,000
<b>NE Lancaster County Hospital Authority No. 1</b>			
	Bryanlgh Medical Center, Series 2002, Insured: AMBAC		
	3.000% 06/01/18	700,000	700,000
<b>NY New York City Municipal Water Finance Authority</b>			
	Water & Sewer System Series 1992 C, SPA: Securities Purchase, Inc.		
	2.920% 06/15/22	900,000	900,000
<b>NY New York City</b>			
	Series 2004 H-4, LOC: Bank of New York		
	2.930% 03/01/34	1,400,000	1,400,000
<b>SD Lawrence County Pollution Control</b>			
	Homestake Mining Co. Series 1997 B, LOC: Chase Manhattan Bank		
	2.960% 07/01/32	300,000	300,000

<b>Short-Term Obligations (continued)</b>	<b>Par (\$)</b>	<b>Value (\$)</b>
[Redacted content]		

**VARIABLE RATE DEMAND NOTES**

(h) (continued)

**WY Uinta County Pollution Control**

Chevron Corp.,  
Series 1993,

2.970% 08/15/20

500,000

500,000

VARIABLE RATE DEMAND NOTES TOTAL

5,100,000



<b>Total Short-Term Obligations (cost of \$5,100,000)</b>		<b>5,100,000</b>
<b>Total Investments</b> 154.8% (cost of \$249,009,649)(i)(j)		<b>251,264,781</b>
<b>Auction Preferred Shares plus</b>		
<b>cumulative unpaid distributions</b> (55.5)%		<b>(90,040,680)</b>
<b>Other Assets &amp; Liabilities, Net</b> 0.7%		<b>1,128,422</b>
<b>Net Assets</b> 100.0%		<b>162,352,523</b>

---

**Notes to Investment Portfolio:**

\* Security Valuation:

Debt securities generally are valued by pricing services approved by the Fund's Board of Trustees, based upon market transactions for normal, institutional-size trading units of similar securities. The services may use various pricing techniques which take into account appropriate factors such as yield, quality, coupon rate, maturity, type of issue, trading characteristics and other data, as well as broker quotes. Debt securities for which quotations are readily available are valued at an over-the-counter or exchange bid quotation. Certain debt securities, which tend to be more thinly traded and of lesser quality, are priced based on fundamental analysis of the financial condition of the issuer and the estimated value of any collateral. Valuations developed through pricing techniques may vary from the actual amounts realized upon sale of the securities, and the potential variation may be greater for those securities valued using fundamental analysis.

Short-term debt obligations maturing within 60 days are valued at amortized cost, which approximates market value.

Investments in other investment companies are valued at net asset value.

Futures contracts are valued at the settlement price established each day by the board of trade or exchange on which they are traded.

Investments for which market quotations are not readily available, or have quotations which management believes are not appropriate, are valued at fair value as determined in good faith under consistently applied procedures established by and under the general supervision of the Board of Trustees. If a security is valued at a fair value, such value is likely to be different from the last quoted market price for the security.

Swap transactions such as interest rate, total return, index or currency swaps, consistent with their investment objective and policies to obtain a desired return at a lower cost than if the Funds had invested directly in the asset that yielded the desired return. Swaps involve the exchange by a Fund with another party of their respective commitments to pay or receive interest or total return throughout the lives of the agreements. The interest to be paid or received on interest rate swaps is included in net realized gain/(loss) on investments. Unrealized gains are reported as an asset and unrealized losses are reported as a liability on the Statement of net assets. A realized gain or loss is recorded upon termination of swap agreements and is equal to the difference between the Fund's basis in the swap and the proceeds from (or cost of) the closing transaction. Swap agreements are stated at fair value. Notional principal amounts are used to express the extent of involvement in these transactions, but the amounts potentially subject to credit risk are much smaller.

- (a) Zero coupon bond.

- (b) Denotes a restricted security, which is subject to registration with the SEC or is required to be exempted from such registration prior to resale. At February 28, 2006, the value of these securities amounted to \$1,980,414, which represents 1.2% of net assets.

Additional information on these restricted securities is as follows:

Security	Acquisition Date	Acquisition Cost
CA Statewide Communities Development Authority: Crossroads School of Arts & Sciences, Series 1998, 6.000% 08/01/28	08/31/98	\$ 1,070,000
		\$ 1,070,000

- (c) The issuer is in default of certain debt covenants. Income is not being accrued. At February 28, 2006, the value of these securities amounted to \$1,257,477, which represents 0.8% of net assets.
- (d) The issuer has filed for bankruptcy protection under Chapter 11, and is in default of certain debt covenants. Income is not being accrued. At February 28, 2006, the value of these securities amounted to \$767,491, which represents 0.5% of net assets.
- (e) Security exempt from registration pursuant to Rule 144A under the Securities Act of 1933. These securities may be resold in transactions exempt from registration, normally to qualified institutional buyers. At February 28, 2006, these securities, which are not illiquid, amounted to \$4,386,140, which represents 2.7% of net assets.

Security	Acquisition Date	Par	Cost	Value
Resolution Trust Corp., Pass-Through Certificates, Series 1993 A, 9.750% 12/01/16	08/27/93	\$ 455,481	\$ 455,481	\$ 448,057

- (f) The Fund has been informed that each issuer has placed direct obligations of the U.S. Government in an irrevocable trust, solely for the payment of principal and interest.
- (g) Security pledged as collateral for open futures contracts.
- (h) Variable rate demand note. This security is payable upon demand and is secured by letters of credit or other credit support agreements from banks. The interest rate changes periodically and the interest rate shown reflects the rate as of February 28, 2006.

Edgar Filing: COLONIAL MUNICIPAL INCOME TRUST - Form N-Q

- (i) Cost for federal income tax purposes is \$248,873,768.
- (j) Unrealized appreciation and depreciation at February 28,2006 based on cost of investment for federal income tax purposes was:

	<b>Unrealized Appreciation</b>	<b>Unrealized Depreciation</b>	<b>Net Unrealized Appreciation</b>
\$	14,360,793	(\$11,969,780)	\$ 2,391,013

Edgar Filing: COLONIAL MUNICIPAL INCOME TRUST - Form N-Q

At February 28, 2006, the Trust held the following open short futures contracts:

Type	Contracts	Value	Aggregate Face Value	Expiration Date	Unrealized Appreciation (Depreciation)
U.S. Treasury Bond	95 \$	10,719,847 \$	10,743,906	June-2006	\$ (24,059)
U.S. Treasury Notes	171 \$	18,549,888 \$	18,468,000	Mar-2006	\$ 81,888
					\$ 57,829

At February 28, 2006, the Fund held the following open long swap contracts:

Description	Value	Aggregate Face Value	Expiration Date	Unrealized Appreciation (Depreciation)
Contract with J.P. Morgan, Effective: 02/09/06	\$ 9,000,000	\$ 9,000,000	May-2006	
Total unrealized Appreciation (Depreciation)				\$

At February 28, 2006, the Fund held the following open short swap contracts:

Description	Value	Aggregate Face Value	Expiration Date	Unrealized Depreciation
Contract with J.P. Morgan, Effective: 02/09/06	\$ 9,000,000	\$ 9,108,935	May-2006	\$ (108,935)
Total unrealized depreciation				\$ (108,935)

Acronym	Name
AMBAC	Ambac Assurance Corp.
AMT	Alternative Minimum Tax
FGIC	Financial Guaranty Insurance Co.
FHA	Federal Housing Administration
FHLMC	Federal Home Loan Mortgage Corp.
FSA	Financial Security Assurance, Inc.
LOC	Letter of Credit
MBIA	MBIA Insurance Corp.
SPA	Stand-by Purchase Agreement
PSFG	Permanent School Fund Guaranteed



**Item 2. Controls and Procedures.**

(a) The registrant's principal executive officer and principal financial officer, based on his evaluation of the registrant's disclosure controls and procedures as of a date within 90 days of the filing of this report, has concluded that such controls and procedures are adequately designed to ensure that information required to be disclosed by the registrant in Form N-Q is accumulated and communicated to the registrant's management, including the principal executive officer and principal financial officer, or persons performing similar functions, as appropriate to allow timely decisions regarding required disclosure.

(b) There were no changes in the registrant's internal control over financial reporting that occurred during the registrant's last fiscal quarter that has materially affected, or is reasonably likely to materially affect, the registrant's internal control over financial reporting.

**Item 3. Exhibits.**

Certifications pursuant to Rule 30a-2(a) under the Investment Company Act of 1940 (17 CFR 270.30a-2(a)) attached hereto as Exhibit 99.CERT.

---

**SIGNATURES**

Pursuant to the requirements of the Securities Exchange Act of 1934 and the Investment Company Act of 1940, the registrant has duly caused this report to be signed on its behalf by the undersigned, thereunto duly authorized.

(registrant)	Colonial Municipal Income Trust
By (Signature and Title)	/S/ Christopher L. Wilson Christopher L. Wilson, President
Date	April 26, 2006

Pursuant to the requirements of the Securities Exchange Act of 1934 and the Investment Company Act of 1940, this report has been signed below by the following persons on behalf of the registrant and in the capacities and on the dates indicated.

By (Signature and Title)	/S/ Christopher L. Wilson Christopher L. Wilson, President
Date	April 26, 2006
By (Signature and Title)	/S/ J. Kevin Connaughton J. Kevin Connaughton, Treasurer
Date	April 26, 2006

---